



[www.fleet.vdo.com](http://www.fleet.vdo.com)

# VDO Fleet Solutions

## Supporting information for VDO Fleet Scorecards

### Summary:

By means of the ERRU messaging system, infringements are exchanged between EU member states. According to EU Regulation 2016/403, in case there are more than 3 very-serious infringements per driver per year, fleets can be subject to a national procedure with a potential outcome to lose their community license.

Scorecards is a useful feature to get transparency if you are close to reaching that limit. Most-serious infringements are not considered in the score and are listed separately. Please consider, EU member states may apply even stronger rules and only infringements concerning driving and working time are considered in the VDO Fleet Scorecard calculation.

Since end of September 2021, VDO Fleet is enhanced with the Scorecards functionality for all customers with the Advanced package.

Scorecards will record a number of different violations based on tachograph data, compare them with the classification of violations laid down in EU Regulation 2016/403 and provide an overview of the fleet's current compliance score.

By means of that, fleets will get an indicator in order to understand their risk concerning the infringements. According to EU Regulation 2016/403, in case there are more than 3 very-serious infringements per driver per year, fleets can be subject to a national procedure with a potential outcome to lose the community license. The scorecards consider all infringements concerning driving and working time. Please note that member states can apply even stronger rules than what is defined in EU Regulation 2016/403.

## How to react in case the rating is red:

The scorecards show a red flag in case there are more than 3 very serious infringements per driver per year. This means, that control authorities may start a national procedure on good repute on your company in case your tachograph data is reviewed. If major deficiencies

are identified this can result in a loss of the community license.

Please use the driver letters to inform your drivers especially about very-serious infringements and work on reducing the infringement score.

## What infringements are considered?

All very-serious infringements (VSI) and serious infringements (SI) are considered in the score. Most-serious infringements (MSI) are not considered but the amount is shown in the scorecard widget.'

Underlying regulations:

- Driving time infringements:  
According to regulation (EU) 561/2006
- Working time infringements:  
According to EU regulation 2002/15/EC

## How do I identify root causes of the infringements?

With the Professional-Package, you get access to the Fleet Scorecards. Within that screen, you will see a list of the 10 most-frequent infringements in your fleet over an adjustable time period. Here you understand

whether your driver schedule needs to be reviewed due to excessive weekly driving time or if individual drivers are not respecting the break / rest rules.

## How do I know, what drivers are contributing most to my score?

With the Professional-Package you get access to the Driver Scorecards. Within that screen, you see the infringements and scores on individual driver level.

To ensure that the scores are comparable and fair, we consider for sure the active working days of the drivers in the calculation.

## What period is considered for the calculation of infringement score?

VDO Fleet calculates the infringement score for a 12 month period till end of previous calendar month.

## How is this score calculated in VDO Fleet?

VDO Fleet considers:

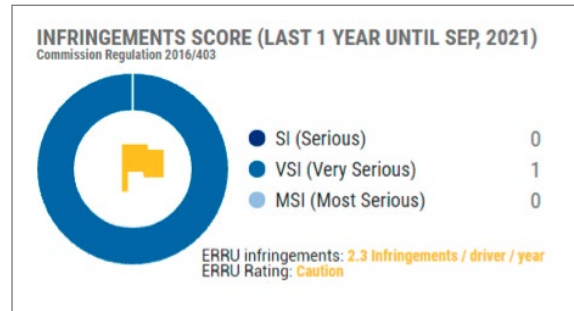
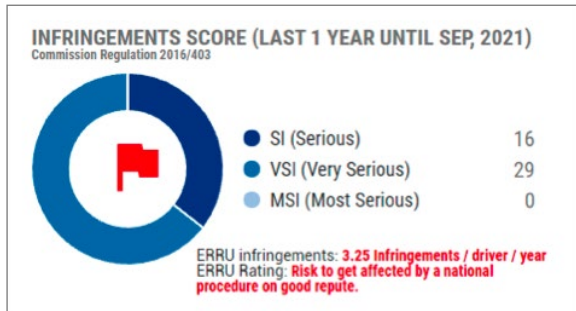
- The count of serious infringements (SI) and very-serious infringements (VSI) across all drivers in the fleet over a period of last 12 calendar months
- The count of days over the last 12 calendar months for which the drivers have been employed

- The score is based on the information available in VDO Fleet system, like the driver card and vehicle unit files, the driver hiring and leaving date entered in the driver personal information section.

## Examples:

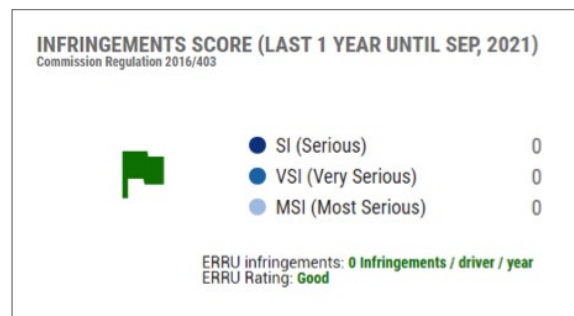
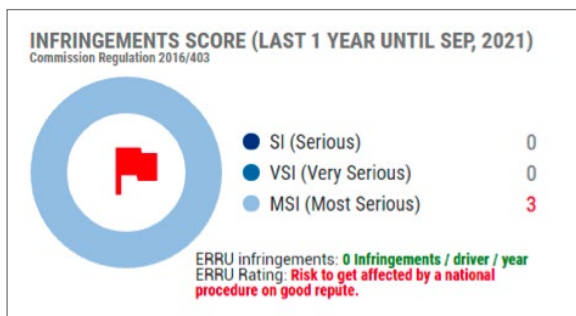
**Scenario 1:** Number of very-serious infringements (VSI) per driver per year exceeds 3

**Scenario 3:** Number of very-serious infringements (VSI) per driver per year does not exceeds 3 but is more than 2.2 and there are no most-serious infringements.



**Scenario 2:** Number of very-serious infringements (VSI) per driver per year does not exceeds 3 but most-serious infringements (MSI) are identified.

**Scenario 4:** Number of very-serious infringements (VSI) per driver per years does not exceed 2 and there are no most-serious infringements.



Following example shows, that drivers are frequently not fulfilling the daily driving time or daily rest time rules. In case of long-distance transport, this indicates that drivers are required to be trained on these rules.

DASHBOARD FLEET SCORECARD DRIVER SCORECARD

Spain/Issue

LAST WEEK LAST MONTH LAST 3 MONTHS LAST 6 MONTHS LAST 9 MONTHS LAST YEAR

MAIN INFRINGEMENTS

Print PDF

Seriousness

Minor  Serious  Very Serious  Most Serious

Top 10

Infringement ID	Infringement Type	Seriousness	Count
I22	Total daily driving excessive.	🔴	4
I02	Insufficient daily rest, no reductions available (EC 561/2006)	🟡	2
I30	Insufficient break for cumulative driving.	🔴	2
I01	Insufficient daily rest.	🔴	1

Following example shows the critical drivers for training. C. Yason has even though he was just working a few days, he has a very bad score. It is recommended to perform a driver training soon.

DASHBOARD FLEET SCORECARD DRIVER SCORECARD

All sites

LAST YEAR

Print PDF

Driver	ERRU score	Day of presence	Infringement Count			Total	Print PDF
			S	VS	MS		
Ann Chovey	0.00	0	0	0	0	0	Print PDF
Art Diecco	1.70	286	1	1	0	2	Print PDF
Bea Mine	0.00	281	0	0	0	0	Print PDF
Bee Homesoon	0.00	0	0	0	0	0	Print PDF
Ben Dover	3.96	284	3	2	0	5	Print PDF
Bess Toolution	0.00	0	0	0	0	0	Print PDF
Bess Twishes	0.00	0	0	0	0	0	Print PDF
C. Yason	27.55	106	0	8	0	8	Print PDF
Cesar Salad	0.00	0	0	0	0	0	Print PDF
Chris Hancock	0.00	306	0	0	0	0	Print PDF