


<b>Project:</b>	<b>Smart Tachograph DTCO 1381 R4.1b</b>
<b>DG-No:</b>	DG-076941
<b>Author:</b>	Norbert Köhn, A AM CSV RD PSHO VIL
<b>Releaser:</b>	Dr. Marion Grüner, A AM CSV RD PSHO VIL
<b>Status:</b>	released
<b>Filename:</b>	1381R41b.HOM.6154.SecurityTarget
<b>Revision:</b>	1.9
<b>Creation Date:</b>	2025-07-21
<b>Release Date:</b>	2025-07-21
<b>Designation:</b>	<b>public</b>


Smart Tachograph DTCO 1381

Security Target

<b>public</b>		Date	Department	Signature
Designed by	norbert.koehn@continental-corporation.com	2025-07-21	A AM CSV RD PSHO VIL	
Released by	marion.gruener@continental-corporation.com	2025-07-21	A AM CSV RD PSHO VIL	
	© Continental AG	1381R41b.HOM.6154.SecurityTarget.pdf		Page 1 of 144


# History

Revision	Date	Author, Editor	Reason / Description
1.0	20.10.2023	Norbert Köhn	Takeover without changes from 1381R41.HOM.5115.Security_Target.docx, rev. 1.2; TOE reference updated
1.1	09.02.2024	Norbert Köhn	Change of TOE name to DTCO1381 R4.1at
1.2	06.05.2024	Norbert Köhn	Updated for equivalence of Smart Tachograph DTCO 1381 and Digital Tachograph DTCO 1381
1.3	06.05.2024	Norbert Köhn	Mapping of A.Controls to OE.Controls corrected; updated list of terms and abbreviations
1.4	06.05.2024	Norbert Köhn	Update of chapter 2.4 after evaluator comments
1.5	02.07.2024	Norbert Köhn	Change of TOE name to DTCO 1381 R4.1a again; Numbering of Tables, Figures and Application Notes repaired
1.6	18.09.2024	Norbert Köhn	Updated reference to ST of underlying platform
1.7	04.04.2025	Norbert Köhn	Updated TOE reference to DTCO 1381 R4.1b, update of document template
1.8	15.05.2025	Norbert Köhn	correction of FAU_GEN.1.1, 3rd item
1.9	21.07.2025	Norbert Köhn	Adjustment of publication date and correction of spelling errors


<b>public</b>		Date	Department	Signature
Designed by	norbert.koehn@continental-corporation.com	2025-07-21	A AM CSV RD PSHO VIL	
Released by	marion.gruener@continental-corporation.com	2025-07-21	A AM CSV RD PSHO VIL	
	© Continental AG	1381R41b.HOM.6154.SecurityTarget.pdf		Page 2 of 144

# Table of Contents

<b>List of Figures</b>	<b>6</b>
<b>List of Tables</b>	<b>7</b>
<b>List of Terms and Abbreviations</b>	<b>8</b>
Terms . . . . .	8
Abbreviations . . . . .	14
<b>1 ST Introduction</b>	<b>16</b>
1.1 ST reference . . . . .	16
1.2 TOE overview . . . . .	16
1.2.1 TOE definition and operational usage . . . . .	16
1.2.2 TOE Configurations . . . . .	19
1.2.3 TOE major security features for operational use . . . . .	21
1.2.3.1 Identification and Authentication . . . . .	21
1.2.3.2 Access control to functions and stored data . . . . .	21
1.2.3.3 Accountability of users . . . . .	21
1.2.3.4 Audit of events and faults . . . . .	21
1.2.3.5 Residual information protection for secret data . . . . .	21
1.2.3.6 Integrity and authenticity of exported data . . . . .	22
1.2.3.7 Stored Data Accuracy . . . . .	22
1.2.3.8 Reliability of services . . . . .	22
1.2.3.9 Data exchange . . . . .	22
1.2.4 TOE Type . . . . .	22
1.2.5 TOE connectivity . . . . .	24
1.2.6 Configuration of the TOE as vehicle unit . . . . .	26
<b>2 Conformance claims</b>	<b>28</b>
2.1 CC conformance claim . . . . .	28
2.2 PP claim . . . . .	28
2.3 Package claim . . . . .	28
2.4 Conformance claim rationale . . . . .	28
<b>3 Security problem definition</b>	<b>30</b>
3.1 Introduction . . . . .	30
3.1.1 Assets . . . . .	30
3.1.2 Subjects and external entities . . . . .	32
3.2 Threats . . . . .	33
3.3 Assumptions . . . . .	35
3.4 Organisational security policies . . . . .	36
<b>4 Security objectives</b>	<b>37</b>
4.1 Security objectives for the TOE . . . . .	37
4.2 Security objectives for the operational environment . . . . .	38
<b>5 Extended components definition</b>	<b>41</b>
5.1 Rationale for extended component . . . . .	41

<b>public</b>		Date	Department	Signature
Designed by	norbert.koehn@continental-corporation.com	2025-07-21	A AM CSV RD PSHO VIL	
Released by	marion.gruener@continental-corporation.com	2025-07-21	A AM CSV RD PSHO VIL	
		© Continental AG 1381R41b.HOM.6154.SecurityTarget.pdf		Page 3 of 144

5.2	Extended component definition . . . . .	41
5.2.1	FCS_RNG Generation of random numbers . . . . .	41
<b>6</b>	<b>TOE Security requirements</b>	<b>43</b>
6.1	Security functional requirements for the TOE . . . . .	43
6.1.1	Security functional requirements for the VU . . . . .	44
6.1.1.1	Class FAU: Security Audit . . . . .	44
6.1.1.2	Class FCO: Communication . . . . .	45
6.1.1.3	Class FDP: User Data Protection . . . . .	46
6.1.1.4	Class FIA: Identification and Authentication . . . . .	58
6.1.1.5	Class FMT: Security Management . . . . .	62
6.1.1.6	Class FPT: Protection of the TSF . . . . .	66
6.1.1.7	Class FTP: Trusted path/channels . . . . .	68
6.1.2	Security functional requirements for external communications (2 <sup>nd</sup> Generation) . . . . .	69
6.1.2.1	Class FCS Cryptographic support . . . . .	69
6.1.2.2	Class FIA Identification and authentication . . . . .	74
6.1.2.3	Class FPT Protection of the TSF . . . . .	75
6.1.2.4	Class FTP Trusted path/channels . . . . .	76
6.1.3	Security functional requirements for external communications (1 <sup>st</sup> generation) . . . . .	77
6.1.3.1	Class FCS: Cryptographic Support . . . . .	77
6.1.3.2	Class FIA: Identification and authentication . . . . .	79
6.1.3.3	Class FPT: Protection of the TSF . . . . .	79
6.1.3.4	Class FTP: Trusted path/channels . . . . .	80
6.2	Security assurance requirements for the TOE . . . . .	80
<b>7</b>	<b>Rationale</b>	<b>81</b>
7.1	Security objectives rationale . . . . .	81
7.2	Security requirements rationale . . . . .	86
7.2.1	Rationale for SFR's dependencies . . . . .	86
7.2.2	Security functional requirements rationale . . . . .	90
7.2.3	Security Assurance Requirements Rationale . . . . .	104
7.2.4	Security Requirements – Internal Consistency . . . . .	105
<b>8</b>	<b>TOE summary specification</b>	<b>107</b>
8.1	TOE_SS.Identification_Authentication . . . . .	107
8.2	TOE_SS.Access_Control . . . . .	108
8.3	TOE_SS.Accountability of users . . . . .	109
8.4	TOE_SS.Audit of events and faults . . . . .	110
8.5	TOE_SS.Residual information protection for secret data . . . . .	110
8.6	TOE_SS.Integrity and authenticity of exported data . . . . .	110
8.7	TOE_SS.Stored_Data_Accuracy . . . . .	111
8.8	TOE_SS.Reliability . . . . .	112
8.9	TOE_SS.Data_Exchange . . . . .	113
8.10	TOE_SS.Cryptographic_support . . . . .	113
	<b>Referenced Documents</b>	<b>115</b>
	<b>Annexes</b>	<b>117</b>

<b>public</b>		Date	Department	Signature
Designed by	norbert.koehn@continental-corporation.com	2025-07-21	A AM CSV RD PSHO VIL	
Released by	marion.gruener@continental-corporation.com	2025-07-21	A AM CSV RD PSHO VIL	
		© Continental AG 1381R41b.HOM.6154.SecurityTarget.pdf		Page 4 of 144

A

Key & Certificate Tables

117

B

Operations for FCS RNG.1

139

B.1

Class PTG.2 . . . . .

139

B.2

Class PTG.3 . . . . .

140

B.3

Class DRG.2 . . . . .

141

B.4

Class DRG.3 . . . . .

142

B.5

Class DRG.4 . . . . .

142

B.6

Class NTG.1 . . . . .

143

# List of Figures

Figure 1-1 – VU Configuration 1 . . . . . 19

Figure 1-2 – VU Configuration 2 . . . . . 20

Figure 1-3 – VU typical life cycle . . . . . 23


Figure 1-4 – VU operational environment with internal DSRC and GNSS . . . . . 24

Figure 1-5 – VU operational environment with external DSRC and internal GNSS . . . . . 25

<b>public</b>		Date	Department	Signature
Designed by	norbert.koehn@continental-corporation.com	2025-07-21	A AM CSV RD PSHO VIL	
Released by	marion.gruener@continental-corporation.com	2025-07-21	A AM CSV RD PSHO VIL	
	© Continental AG	1381R41b.HOM.6154.SecurityTarget.pdf		Page 6 of 144

# List of Tables

Table 1-1 – Mode of operations . . . . .	19
Table 3-1 – Primary assets . . . . .	30
Table 3-2 – Secondary assets . . . . .	31
Table 3-3 – Subjects and external entities . . . . .	32
Table 3-4 – Threats addressed solely by the TOE . . . . .	34
Table 3-5 – Threats averted by the TOE and its operational environment . . . . .	34
Table 3-6 – Assumptions . . . . .	35
Table 3-7 – Organisational security policies . . . . .	36
Table 4-1 – Security objectives for the TOE . . . . .	37
Table 4-2 – Security objectives for the operational environment . . . . .	38
Table 6-1 – Standardised domain parameters . . . . .	72
Table 6-2 – Cipher suites . . . . .	72
Table 7-1 – Security objective rationale . . . . .	81
Table 7-2 – SFR's dependencies . . . . .	86
Table 7-3 – Coverage of security objectives for the TOE by SFRs . . . . .	90
Table 7-4 – Suitability of the SFR's . . . . .	93
Table 7-5 – SAR Dependencies (additional to EAL 4 only) . . . . .	105
Table 8-1 – TOE_SS.Identification_Authentication – SFRs concerned) . . . . .	107
Table 8-2 – TOE_SS.Access_Control – SFRs concerned) . . . . .	108
Table 8-3 – TOE_SS.Accountability of users – SFRs concerned) . . . . .	109
Table 8-4 – TOE_SS.Audit of events and faults – SFRs concerned) . . . . .	110
Table 8-5 – TOE_SS.Residual information protection for secret data – SFRs concerned) . . . . .	110
Table 8-6 – TOE_SS.Integrity and authenticity of exported data – SFRs concerned) . . . . .	111
Table 8-7 – TOE_SS.Stored_Data_Accuracy – SFRs concerned) . . . . .	111
Table 8-8 – TOE_SS.Reliability – SFRs concerned) . . . . .	112
Table 8-9 – TOE_SS.Data_Exchange – SFRs concerned) . . . . .	113
Table 8-10 – TOE_SS.Cryptographic_support – SFRs concerned) . . . . .	114
Table A-1 – First-generation asymmetric keys generated, used or stored by a VU . . . . .	118
Table A-2 – First-generation symmetric keys generated, used or stored by a VU . . . . .	119
Table A-3 – First-generation certificates used or stored by a VU . . . . .	120
Table A-4 – Second-generation asymmetric keys generated, used or stored by a VU . . . . .	122
Table A-5 – Second-generation symmetric keys generated, used or stored by a VU . . . . .	127
Table A-6 – Second-generation certificates used or stored by a VU . . . . .	132


public		Date	Department	Signature
Designed by	norbert.koehn@continental-corporation.com	2025-07-21	A AM CSV RD PSHO VIL	
Released by	marion.gruener@continental-corporation.com	2025-07-21	A AM CSV RD PSHO VIL	
		© Continental AG 1381R41b.HOM.6154.SecurityTarget.pdf		Page 7 of 144

# List of Terms and Abbreviations

## Terms

Term	Meaning
<b>Activity data</b>	Activity data include user activity data (specified in Annex 1C [54], Sections 3.12.3 to 3.12.7 and 3.12.12 to 3.12.18) and events and faults data (specified in Annex 1C [54], Sections 3.12.8 and 3.12.9). Activity data are part of user data.
<b>Application note</b>	Optional informative part of the ST containing sensible supporting information that is considered relevant or useful for the construction, evaluation or use of the TOE.
<b>Approved Workshops</b>	Fitters and workshops installing, calibrating and (optionally) repairing VU and being approved to do so by an EU Member State, so that the assumption A.Approv_Workshops is fulfilled.
<b>Attacker</b>	Threat agent (a person or a process acting on his behalf) trying to undermine the security policy defined by the current PP, especially to change properties of the assets that have to be maintained.
<b>Audit Data</b>	Audit data generated by the VU, contained in the audit records, which are the “events/faults” defined in Annex 1C[54], Sections 3.9, 3.12.8 and 3.12.9. The VU can also read motion sensor audit data in the paired motion sensor audit records, as defined in MS_PP[9], Section 6.1.1.1.1.
<b>Authentication</b>	A function intended to establish and verify a claimed identity.
<b>Authentication data</b>	Data (as part of user data) used to support verification of the identity of an entity.
<b>Authenticity</b>	The property that information is coming from a party whose identity can be verified.
<b>Calibration</b>	Updating or confirming vehicle parameters to be held in the data memory. Vehicle parameters include vehicle identification (VIN, VRN and registering Member State) and vehicle characteristics (w, k, l, tyre size, speed limiting device setting (if applicable), current UTC time, current odometer value); during the calibration of a recording equipment, the types and identifiers of all type approval relevant seals in place shall also be stored in the data memory. Any update or confirmation of UTC time only, shall be considered as a time adjustment and not as a calibration. Calibration of recording equipment requires the use of a workshop card.
<b>Calibration data</b>	Calibration data (as part of user data) are specified in [54], Annex 1C, Sections 3.12.10 and 3.12.11
<b>Company card</b>	A tachograph card issued by the authorities of a Member State to a transport undertaking needing to operate vehicles fitted with a tachograph, which identifies the transport undertaking, and allows for the displaying, downloading and printing of the data, stored in the tachograph, which have been locked by that transport undertaking.


*Continued on next page*

<b>public</b>		Date	Department	Signature
Designed by	norbert.koehn@continental-corporation.com	2025-07-21	A AM CSV RD PSHO VIL	
Released by	marion.gruener@continental-corporation.com	2025-07-21	A AM CSV RD PSHO VIL	
	© Continental AG	1381R41b.HOM.6154.SecurityTarget.pdf		Page 8 of 144




Term	Meaning
<b>Control card</b>	A tachograph card issued by the authorities of a Member State to a national competent control authority that identifies the control body and, optionally, the control officer. It allows access to the data stored in the data memory or in the driver cards and, optionally, in the workshop cards for reading, printing and/or downloading. It also gives access to the roadside calibration checking function, and to data on the remote early detection communication reader.
<b>Data memory</b>	An electronic data storage device built into the recording equipment.
<b>Digital Signature</b>	Data appended to, or a cryptographic transformation of, a block of data that allows the recipient of the block of data to prove the authenticity and integrity of the block of data.
<b>Downloading</b>	The copying, together with the digital signature, of a part, or of a complete set, of data files recorded in the data memory of the vehicle unit or in the memory of a tachograph card, provided that this process does not alter or delete any stored data.
<b>Driver card</b>	A tachograph card, issued by the authorities of a Member State to a particular driver that identifies the driver and allows for the storage of driver activity data.
<b>European Root Certification Authority (ERCA)</b>	An organisation being responsible for implementation of the ERCA policy and for the provision of key certification services to the Member States. It is represented by Digital Tachograph Root Certification Authority Traceability and Vulnerability Assessment Unit European Commission Joint Research Centre, Ispra Establishment (TP.360) Via E. Fermi, 1 I-21020 Ispra (VA)
<b>Event</b>	An abnormal operation detected by the smart tachograph that may result from a fraud attempt.
<b>External GNSS Facility</b>	A facility that contains the GNSS receiver when the vehicle unit is not a single unit as well as other components needed to protect the communication of position data to the rest of the vehicle unit.
<b>Fault</b>	An abnormal operation detected by the smart tachograph that may arise from an equipment malfunction or failure.
<b>GNSS Receiver</b>	An electronic device that receives and digitally processes the signals from one or more Global Navigation Satellite System(s) (GNSS) in order to provide position, speed and time information.
<b>Human user</b>	A legitimate user of the TOE being a driver, controller, workshop or company. A human user is in possession of a valid tachograph card.
<b>Identification data</b>	Identification data include: VU identification data, specified in [54], Annex 1C, Section 3.12.1.1 MS identification data, specified in [54], Annex 1C, Section 3.12.1.2

Continued on next page

<b>public</b>		Date	Department	Signature
Designed by	norbert.koehn@continental-corporation.com	2025-07-21	A AM CSV RD PSHO VIL	
Released by	marion.gruener@continental-corporation.com	2025-07-21	A AM CSV RD PSHO VIL	
	© Continental AG	1381R41b.HOM.6154.SecurityTarget.pdf		Page 9 of 144


Term	Meaning
<b>Installation</b>	The mounting of a tachograph in a vehicle.
<b>Integrity</b>	The property of accuracy and completeness of information.
<b>Intelligent Dedicated Equipment</b>	The equipment used to perform data downloading to the external storage medium (e.g. personal computer).
<b>Interface</b>	A facility between systems that provides the media through which they can connect and interact.
<b>Interoperability</b>	The capacity of systems and the underlying business processes to exchange data and to share information.
<b>Location data</b>	<p>Location data are specified in [54], Annex 1C, in which they are referred to as position data (which is a synonym).</p> <p>Location data are related to the geographical coordinates of the vehicle at a given time and are stored in the VU as specified [54], Annex 1C, Sections 3.12.5, 3.12.10, 3.12.17, 3.12.18.</p> <p>Location data include:</p> <ul style="list-style-type: none"> <li>- places and positions where the driver and/or the co-driver begins or ends his daily work period,</li> <li>- positions where the accumulated driving time reaches a multiple of three hours,</li> <li>- positions where the vehicle has crossed the border between two Member States,</li> <li>- positions where an operation of load or unload has taken place,</li> <li>- the country in which the calibration has been performed.</li> </ul> <p>Location data are part of user data</p>
<b>Manufacturer</b>	The generic term for a VU Manufacturer producing and completing the VU as the TOE.
<b>Management Device</b>	A dedicated device for software update of the TOE
<b>Member State Authority (MSA)</b>	<p>Each Member State of the European Union establishes its own national Member State Authority (MSA) usually represented by a state authority, e.g. Ministry of Transport. The national MSA runs some services, among others the Member State Certification Authority (MSCA).</p> <p>The MSA has to define an appropriate Member State Policy (MSA policy) being compliant with the ERCA policy.</p> <p>MSA (MSA component personalisation service) is responsible for issuing of equipment keys, wherever these keys are generated: by equipment Manufacturers, equipment personalisers or MSA itself.</p> <p>Confidentiality, integrity and authenticity of the entities to be transferred between the different levels of the hierarchy within the tachograph system are subject to the ERCA and MSA policies.</p>

Continued on next page

<b>public</b>		Date	Department	Signature
Designed by	norbert.koehn@continental-corporation.com	2025-07-21	A AM CSV RD PSHO VIL	
Released by	marion.gruener@continental-corporation.com	2025-07-21	A AM CSV RD PSHO VIL	
		© Continental AG 1381R41b.HOM.6154.SecurityTarget.pdf		Page 10 of 144


Term	Meaning
<b>Member State Certification Authority (MSCA)</b>	An organisation established by a Member State Authority, responsible for implementation of the MSA policy and for signing certificates for public keys to be inserted in equipment (vehicle units or tachograph cards).
<b>Motion data (or vehicle motion data)</b>	The data exchanged with the VU, representative of speed and distance travelled.
<b>Motion Sensor</b>	Part of the tachograph, providing a signal representative of vehicle speed and/or distance travelled.
<b>Motion sensor audit data</b>	Motion sensor audit data (as part of user data) are defined in MS_PP [9], Section 6.1.1.1. Motion sensor audit data can be read by the VU, in the paired motion sensor audit records.
<b>Motion sensor identification data</b>	Data (as part of user data) identifying the motion sensor: name of manufacturer, serial number, approval number, embedded security component identifier and operating system identifier. Motion sensor identification data are part of the security data. These are stored in clear in the motion sensor's permanent memory.
<b>Motion sensor pairing data</b>	Motion sensor pairing data (as part of user data) contains encrypted information about the date of pairing, VU type approval number, and VU serial number of the vehicle unit with which the motion sensor was paired.
<b>Non-valid Card</b>	A card detected as faulty, or for which initial authentication failed, or for which the start of validity date is not yet reached, or for which the expiry date has passed.
<b>Personal Identification Number (PIN)</b>	A secret password necessary for using a workshop card and only known to the approved workshop to which that card is issued.
<b>Periodic Inspection</b>	A set of operations performed to check that the tachograph works properly, that its settings correspond to the vehicle parameters, and that no manipulation devices are attached to the tachograph.
<b>Personalisation</b>	The process by which the equipment-individual data are stored in and unambiguously, inseparably associated with the related equipment.
<b>Physically separated parts</b>	Physical components of the vehicle unit that are distributed in the vehicle as opposed to physical components gathered into the vehicle unit casing.
<b>Printer</b>	Component of the recording equipment that provides printouts of stored data.
<b>Remote Early Detection Communication</b>	Communication between the remote early detection communication facility and the remote early detection communication reader during targeted roadside checks with the aim of remotely detecting possible manipulation or misuse of recording equipment.

Continued on next page


public		Date	Department	Signature
Designed by	norbert.koehn@continental-corporation.com	2025-07-21	A AM CSV RD PSHO VIL	
Released by	marion.gruener@continental-corporation.com	2025-07-21	A AM CSV RD PSHO VIL	
		© Continental AG 1381R41b.HOM.6154.SecurityTarget.pdf		Page 11 of 144

Term	Meaning
<b>Remote Early Detection Communication Facility</b>	The equipment of the vehicle unit that is used to perform targeted roadside checks (sometimes referred to as Remote Communication Facility).
<b>Remote Early Detection Communication Reader</b>	A system used by control officers for targeted roadside checks of vehicle units, using a DSRC connection.
<b>Repair</b>	Any repair of a motion sensor or of a vehicle unit or of a cable that requires the disconnection of its power supply, or its disconnection from other tachograph components, or the opening of the motion sensor or vehicle unit.
<b>Security Certification</b>	Process to certify, by a Common Criteria certification body, that the recording equipment (or component) or the tachograph card fulfils the security requirements defined in the relevant Protection Profile.
<b>Security data</b>	The specific data needed to support security enforcing functions (e.g. cryptographic keys). The list of security data is provided in Annex A – Key & Certificate Tables
<b>Self Test</b>	Test run cyclically and automatically, or following an external request, by the recording equipment to detect faults. When used in this document “self-test” designates either a built-in test or a self-test, as defined in Annex 1C [54].
<b>Smart Tachograph System</b>	The recording equipment, tachograph cards and the set of all directly or indirectly interacting equipment during their construction, installation, use, testing and control, such as cards, remote early detection communication reader and any other equipment for data downloading, data analysis, calibration, generating, managing or introducing security elements, etc.
<b>Software Update</b>	Software Update installs a new version of software in the TOE.
<b>Time Adjustment</b>	An automatic adjustment of current time at regular intervals and within a maximum tolerance of one minute, or an adjustment performed during calibration.
<b>TSF data</b>	Data created by and for the TOE that might affect the operation of the TOE (CC part 1 [1]). In the context of this ST, the term security data is also used.
<b>TSF software</b>	The part of the TOE software which implements the SFR specified in this document.
<b>Unknown equipment</b>	A technical device not possessing valid credentials for its authentication or validity of its credentials is not verifiable.
<b>Unknown User</b>	A user that has not been authenticated by the TOE.
<b>User</b>	A human user or connected IT entity

Continued on next page

<b>public</b>		Date	Department	Signature
Designed by	norbert.koehn@continental-corporation.com	2025-07-21	A AM CSV RD PSHO VIL	
Released by	marion.gruener@continental-corporation.com	2025-07-21	A AM CSV RD PSHO VIL	
	© Continental AG	1381R41b.HOM.6154.SecurityTarget.pdf		Page 12 of 144


Term	Meaning
<b>User data</b>	<p>Any data, other than security data, recorded or stored by the VU, as required by [54], Annex 1C, Sections 3.12.1 to 3.12.18. User data include identification data (specified in [54], Annex 1C, Sections 3.12.1.1 VU identification data , 3.12.1.2 pairings of motion sensors and 3.12.1.3 couplings of external GNSS facilities), calibration data (specified in [54], Annex 1C, Sections 3.12.10 and 3.12.11) and activity data (specified in [54], Annex 1C, Sections 3.12.3 to 3.12.9, and 3.12.12 to 3.12.18).</p> <p>CC gives the following generic definitions for user data: Data created by and for the user that does NOT affect the operation of the TSF (CC part 1 [1])). Information stored in TOE resources that can be operated upon by users in accordance with the SFRs and upon which the TSF places no special meaning (CC part 2 [2])).</p>
<b>Vehicle Unit</b>	<p>The tachograph excluding the motion sensor and the cables connecting the motion sensor. The vehicle unit may either be a single unit or be several units distributed in the vehicle, as long as it complies with the security requirements of this regulation, the vehicle unit includes, among other things, a processing unit, a data memory, a time measurement function, two smart card interface devices for driver and co-driver, a printer, a display, connectors and facilities for entering the user's inputs.</p>
<b>Verification data</b>	<p>Data provided by an entity in an authentication attempt to prove their identity to the verifier. The verifier checks whether the verification data match the reference data known for the claimed identity.</p>
<b>VU identification data</b>	<p>VU identification data, specified in [54], Annex 1C, Section 3.12.1.1, include:</p> <ul style="list-style-type: none"> <li>- name of the manufacturer,</li> <li>- address of the manufacturer,</li> <li>- part number,</li> <li>- serial number,</li> <li>- VU generation,</li> <li>- ability to use first generation tachograph cards,</li> <li>- software version number,</li> <li>- software version installation date,</li> <li>- year of equipment manufacture,</li> <li>- approval number,</li> <li>- digital map version identifier.</li> </ul>
<b>Workshop Card</b>	<p>A tachograph card issued by the authorities of a Member State to designated staff of a tachograph manufacturer, a fitter, a vehicle manufacturer or a workshop, approved by that Member State, which identifies the cardholder and allows for the testing, calibration and activation of tachographs, and/or downloading from them.</p>

<b>public</b>		Date	Department	Signature
Designed by	norbert.koehn@continental-corporation.com	2025-07-21	A AM CSV RD PSHO VIL	
Released by	marion.gruener@continental-corporation.com	2025-07-21	A AM CSV RD PSHO VIL	
	© Continental AG	1381R41b.HOM.6154.SecurityTarget.pdf		Page 13 of 144


## Abbreviations

Abbreviation	Meaning
<b>AES</b>	Advanced Encryption Standard
<b>CA</b>	Certification Authority
<b>CAN</b>	Controller Area Network
<b>CBC</b>	Cipher Block Chaining (an operation mode of a block cipher)
<b>CC</b>	Common criteria
<b>CCMB</b>	Common Criteria Management Board
<b>DAT</b>	Data
<b>DES</b>	Data Encryption Standard (see FIPS PUB 46-3)
<b>DL</b>	Download
<b>DTCO</b>	Digital Tachograph
<b>EAL</b>	Evaluation Assurance Level (a pre-defined package in CC)
<b>EGF</b>	External GNSS Facility
<b>EC</b>	European Community
<b>ECB</b>	Electronic Code Book (an operation mode of a block cipher; here of TDES)
<b>ERCA</b>	European Root Certification Authority (see Administrative Agreement 17398-00-12 (DG-TREN))
<b>FIL</b>	File
<b>Fun</b>	Function
<b>IDE</b>	Intelligent dedicated equipment
<b>MAC</b>	Message Authentication Code
<b>MD</b>	Management Device
<b>MS</b>	Motion Sensor
<b>MSA</b>	Member State Authority
<b>MSCA</b>	Member State Certification Authority (see Administrative Agreement 17398-00-12 (DG-TREN))
<b>n.a.</b>	Not applicable
<b>OSP</b>	Organisational security policy
<b>PIN</b>	Personal Identification Number
<b>PKI</b>	Public Key Infrastructure
<b>PP</b>	Protection profile
<b>RTC</b>	Real time clock
<b>SAR</b>	Security assurance requirements
<b>SFP</b>	Security functional policy

*Continued on next page*

<b>public</b>		Date	Department	Signature
Designed by	norbert.koehn@continental-corporation.com	2025-07-21	A AM CSV RD PSHO VIL	
Released by	marion.gruener@continental-corporation.com	2025-07-21	A AM CSV RD PSHO VIL	
		© Continental AG 1381R41b.HOM.6154.SecurityTarget.pdf		Page 14 of 144

Abbreviation	Meaning
<b>SFR</b>	Security functional requirement
<b>ST</b>	Security Target
<b>TBD</b>	To Be Defined
<b>TC</b>	Tachograph Card
<b>TDES</b>	Triple Data Encryption Standard
<b>TOE</b>	Target Of Evaluation
<b>TSF</b>	TOE security functionality
<b>TSP</b>	TOE Security Policy
<b>UDE</b>	User Data Export
<b>VU</b>	Vehicle Unit

<b>public</b>		Date	Department	Signature
Designed by	norbert.koehn@continental-corporation.com	2025-07-21	A AM CSV RD PSHO VIL	
Released by	marion.gruener@continental-corporation.com	2025-07-21	A AM CSV RD PSHO VIL	
	© Continental AG	1381R41b.HOM.6154.SecurityTarget.pdf		Page 15 of 144

# 1. ST Introduction

This document contains a description of the digital Tachograph DTCO 1381 R4.1b (the TOE), of the threats it must be able to counteract and of the security objectives it must achieve. It specifies the security requirements. It states the claimed minimum resistance against attacks of security functional requirements and the required level of assurance for the development and the evaluation.

Annex IC [54] requirements not included in this protection profile are not the subject of security certification.

The vehicle unit general characteristics, functions and modes of operation are described in [54] Annex IC, Chapter 2. The VU construction and functional requirements are specified in [54] Annex IC, Chapter 3.

## 1.1. ST reference

<b>Title:</b>	Digital Smart Tachograph DTCO 1381 Security Target
<b>Revision:</b>	1.9
<b>Author:</b>	Norbert Köhn, A AM CSV RD PSHO VIL
<b>Publication date:</b>	2025-07-21
<b>Developer name:</b>	Continental Automotive Technologies GmbH
<b>TOE Name:</b>	Digital Tachograph <sup>1</sup> DTCO 1381
<b>TOE Version number:</b>	Release R4.1b
<b>CC Version:</b>	3.1 (Revision 5)
<b>Assurance level:</b>	EAL4 augmented with ATE_DPT.2 and AVA_VAN.5


## 1.2. TOE overview

### 1.2.1. TOE definition and operational usage

The Target of evaluation digital Tachograph DTCO 1381 Rel. R4.1b is a second generation vehicle unit (VU) in the sense of Annex IC [54] intended to be installed in road transport vehicles. Its purpose is to record, store, display, print and output data related to driver activities. It is connected to a motion sensor with which it exchanges vehicle's motion data.

The VU records and stores human user activities data in its internal data memory, it also records human user activities data in tachograph cards. The VU outputs data to display, printer and external devices.

<sup>1</sup>The Digital Tachograph DTCO 1381 is a smart tachograph within the meaning of Commission Implementing Regulation (EU) 2016/799 [53]. Therefore, both designations in this document are to be regarded as equivalent.

<b>public</b>		Date	Department	Signature
Designed by	norbert.koehn@continental-corporation.com	2025-07-21	A AM CSV RD PSHO VIL	
Released by	marion.gruener@continental-corporation.com	2025-07-21	A AM CSV RD PSHO VIL	
	© Continental AG	1381R41b.HOM.6154.SecurityTarget.pdf		Page 16 of 144



The TOE is connected to a motion sensor with which it obtains the vehicle's motion data. Information from the motion sensor is corroborated by vehicle motion information derived from a GNSS receiver and optionally by other TOE internal sources independent of the motion sensor.

*Application note 1-1: Since the Annex IC [54], paragraph 26 requires another, independent, internal source for motion detection, the ST author added the mandatory independent "Internal Motion Sensor". As this legal requirement is not supposed to have any influence on the SFRs, it has not been mentioned in the protection profile [5] so far.*

The TOE may be connected to


- a. an external remote early detection facility (a DSRC communication module), to allow remote early detection equipment to detect possible manipulation or misuse of the VU, and to
- b. ~~an external GNSS facility), to allow for recording of the position of the vehicle at certain points during the daily working period, and providing a second source of vehicle motion information.~~

Both of these devices may alternatively be embedded in the VU, which may in these cases be connected to suitable external antennas or contain embedded antennas. The VU may also communicate with external devices involved in Intelligent Transport Systems through an optional wireless interface.

With regard to security requirements of GNSS and remote early detection functionalities:

- a. When the GNSS receiver is within the same physical boundary as the VU, its protection is addressed by this ST. When the VU is used with an external GNSS facility, the external GNSS facility has to be considered to be a part of the VU. However, the external GNSS facility has then a separate physical boundary, its protection is explicitly addressed through the External GNSS Facility PP, and it is outside the boundary of the TOE for this ST.
- b. When the VU is used with an external remote early detection communication facility, the latter is considered to be a part of the VU. However, no security requirement from this ST applies directly to it, and it is outside the boundary of the TOE defined in this ST. When the remote early detection communication facility is within the same physical boundary as the VU no security requirement is directly applicable to it. However, it may benefit from the protections against physical attacks provided by the VU housing, and it is shown inside the boundary of the TOE in Figure 1-1.

Human users identify themselves to the TOE using tachograph cards.

<b>public</b>		Date	Department	Signature
Designed by	norbert.koehn@continental-corporation.com	2025-07-21	A AM CSV RD PSHO VIL	
Released by	marion.gruener@continental-corporation.com	2025-07-21	A AM CSV RD PSHO VIL	
		© Continental AG 1381R41b.HOM.6154.SecurityTarget.pdf		Page 17 of 144

The physical scope of the TOE is a device to be installed in a vehicle. The TOE consists of

- a. a hardware box including
  - i. a processing unit,
  - ii. a data memory,
  - iii. a real time clock,
  - iv. two smart card interface devices for driver and co-driver,
  - v. a printer,
  - vi. a display,
  - vii. a visual warning system,
  - viii. facilities for entry of human user's inputs
  - ix. embedded software
- b. related user manual(s), in whichever form.

The TOE must also support external connections or interfaces to the following:

- a. a motion sensor (MS);
- b. two smart cards;
- c. a power supply unit;
- d. global navigation system(s) (GNSS);
- e. a remote early detection communication reader;
- f. external device(s) for ITS applications;
- g. other devices used for calibration, data export, software update and diagnostics,
- h. Intelligent dedicated equipment for data download.


The TOE supports connection to GNSS either through equipment contained within the TOE enclosure, or through connection to an external device supporting the connection.

The TOE receives motion data from the internal and external motion sensor, activity data via the facilities for entry of user data, as well as GNSS data. It stores all this user data internally and can export them to the tachograph cards inserted, to the display, to the printer, and to electrical interfaces.

The TOE has four modes of operation:

- operational mode,
- control mode,
- calibration mode,
- company mode.

The TOE switches to the appropriate mode of operation according to the valid tachograph cards inserted into the card interface devices, as shown in the table below. The modes of operation are

<b>public</b>		Date	Department	Signature
Designed by	norbert.koehn@continental-corporation.com	2025-07-21	A AM CSV RD PSHO VIL	
Released by	marion.gruener@continental-corporation.com	2025-07-21	A AM CSV RD PSHO VIL	
		© Continental AG 1381R41b.HOM.6154.SecurityTarget.pdf		Page 18 of 144

significant in that certain operations can be carried out only whilst in certain modes of operation (see Annex IC [54], section 2.3). Note that the shaded boxes below denote a card conflict, and will trigger an audit event.

Table 1-1: Mode of operations

Mode of operation		Driver slot				
		No card	Driver card	Control card	Workshop card	Company card
Co-driver slot	No card	Operational	Operational	Control	Calibration	Company
	Driver card	Operational	Operational	Control	Calibration	Company
	Control card	Control	Control	Control	Operational	Operational
	Workshop card	Calibration	Calibration	Operational	Calibration	Operational
	Company card	Company	Company	Operational	Operational	Company

1.2.2. TOE Configurations

The following figures depict the possible TOE configurations. It should be noted that although the printer mechanism is part of the TOE, the paper documents that it produces are not). Bluetooth pairing and Bluetooth connection of the ITS interface are outside the scope of the TOE also.

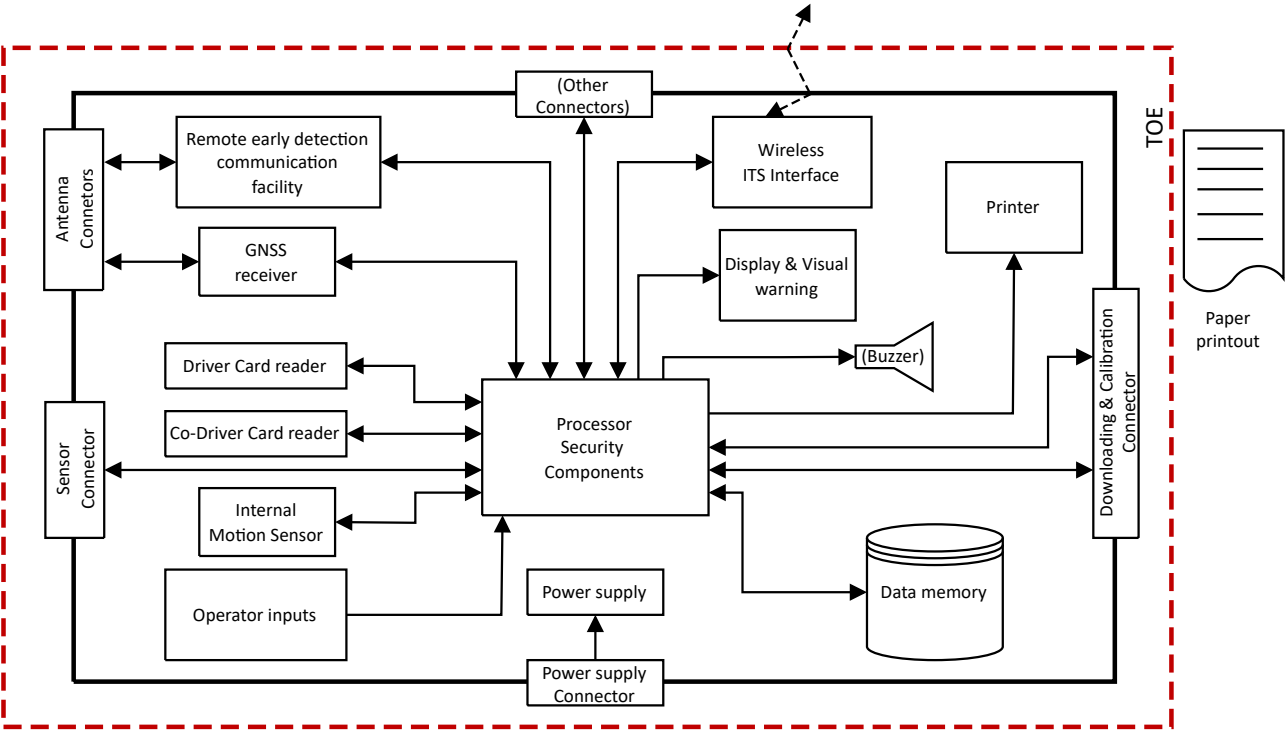


Figure 1-1: VU Configuration 1: Internal GNSS receiver and internal remote early detection communication facility

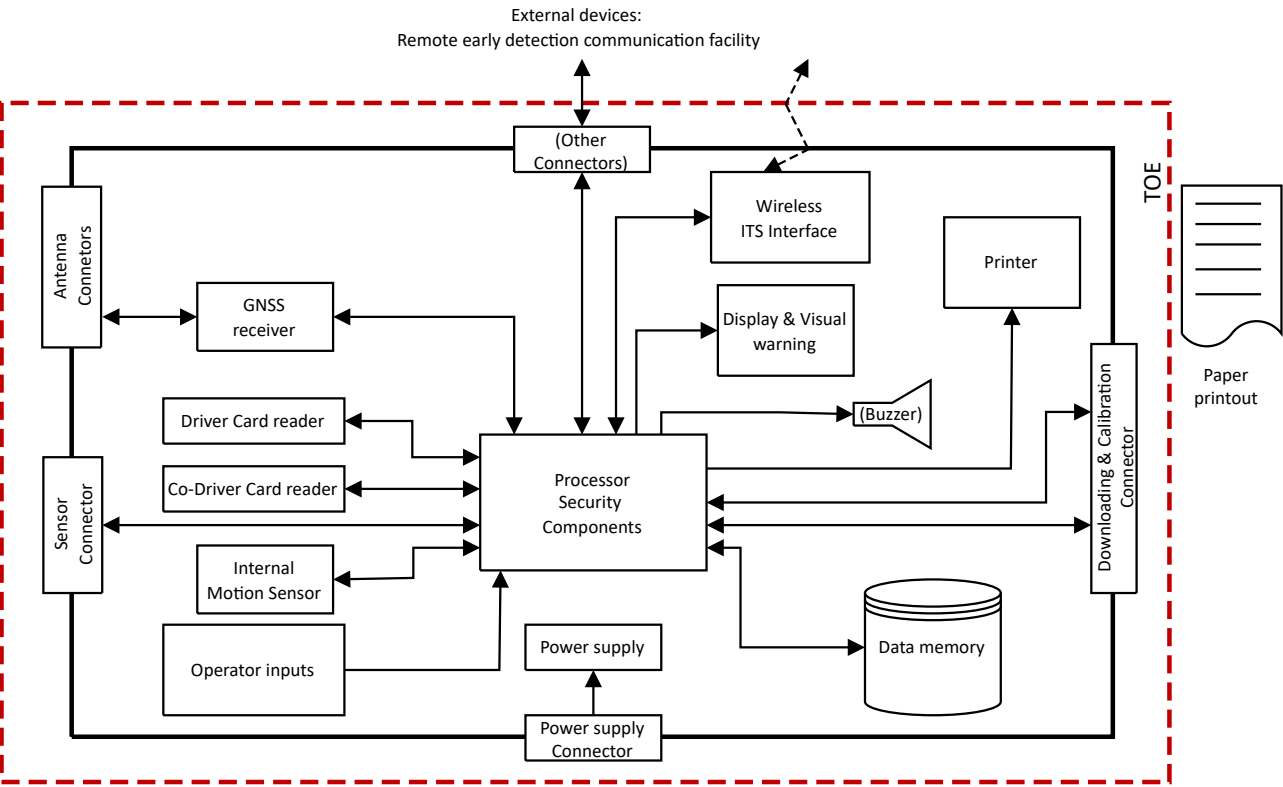


Figure 1-2: VU Configuration 2: Internal GNSS receiver and external remote early detection communication facility

Application note 1-2: Since the Annex IC [54], paragraph 26 requires another, independent, internal source for motion detection, the ST author has added in Figure 1-1 and Figure 1-2: the component “Internal Motion Sensor” This legal requirement is not yet reflected in the protection profile [5].

The TOE addressed by the protection profile [5] will have one of four different configurations (external/internal regarding of the TOE physical boundary):

- Configuration 1: Internal GNSS receiver and internal remote early detection communication facility (Figure 1-1),
- Configuration 2: Internal GNSS receiver and external remote early detection communication facility (Figure 1-2) ,
- Configuration 3: External GNSS receiver and external remote early detection,
- Configuration 4: External GNSS receiver and internal remote early detection communication facility.

The applicable configurations for the TOE are configuration 1 and 2 only.

### 1.2.3. TOE major security features for operational use

The TOE security features aim to:

- protect the data memory in such a way as to prevent unauthorised access to and manipulation of the data and detecting any such attempts,
- protect the confidentiality, integrity and authenticity of data exchanged between the motion sensor and the vehicle unit,
- protect the integrity, authenticity and where applicable, confidentiality of data exchanged between the vehicle unit and the tachograph cards
- protect the integrity and authenticity of data exchanged between the vehicle unit and the external GNSS facility, if and only if the TOE is connected to an EGF,
- protect the confidentiality, integrity and authenticity of data output through the remote early detection communication for control purposes, and
- protect the integrity, authenticity and non-repudiation of data downloaded.

The main security features are provided by the following major security services described below:

#### 1.2.3.1. Identification and Authentication

The TOE identifies and authenticates tachograph cards and motion sensors. ~~The TOE identifies and authenticates the external GNSS facility, if no internal GNSS receiver is present.~~

#### 1.2.3.2. Access control to functions and stored data

The TOE controls access to stored data and functions based on the mode of operation.

The TOE regularly sends its current remote early detection data to the internal or external remote early detection communication facility (REDCF). This data is encrypted and authenticated. The data can be accessed by any remote early detection communication reader that interrogates the REDCF, without any authentication being necessary. Access to remote early detection communication data is controlled on the basis of possession of the correct key from which the TOE-specific decryption key can be derived.

#### 1.2.3.3. Accountability of users


User activity is recorded such that users can be held accountable for their actions.

#### 1.2.3.4. Audit of events and faults

The TOE detects and records a range of events and faults.

#### 1.2.3.5. Residual information protection for secret data

Encryption keys and certificates are deleted from the TOE when no longer needed, such that the information can no longer be retrieved.

<b>public</b>		Date	Department	Signature
Designed by	norbert.koehn@continental-corporation.com	2025-07-21	A AM CSV RD PSHO VIL	
Released by	marion.gruener@continental-corporation.com	2025-07-21	A AM CSV RD PSHO VIL	
	© Continental AG	1381R41b.HOM.6154.SecurityTarget.pdf		Page 21 of 144

### 1.2.3.6. Integrity and authenticity of exported data

The integrity and authenticity of user data exported (downloaded) to an external storage medium, in accordance with [54] Annex IC, Appendix 7, is assured through the use of digital signatures.

### 1.2.3.7. Stored Data Accuracy

Data stored in the TOE fully and accurately reflects the input values from all sources ((motion sensor, VU real time clock, calibration connector, Tachograph cards, VU keyboard, GNSS, external GNSS facility (if applicable)).

### 1.2.3.8. Reliability of services

The TOE provides features that aim to assure the reliability of its services. These features include, but are not limited to self-testing, physical protection, control of executable code, resource management and secure handling of events. If the TOE allows applications other than the tachograph application, then separation of application execution and security data must be implemented.

### 1.2.3.9. Data exchange

The confidentiality and integrity of data exchange with the remote early detection communication reader and the control or workshop card is maintained as required by [54] Annex 1C, Appendix 11 [55].

## 1.2.4. TOE Type

The TOE type – Digital Tachograph DTCO 1381 R4.1b- is a second-generation tachograph vehicle unit<sup>2</sup>. Second generation digital tachographs, called smart tachographs, include a connection to the global navigation satellite system (GNSS) facility, a remote early detection communication facility, and an interface with intelligent transport systems. The typical life cycle of the VU is depicted in Figure 1-3 below.

The security policy defined by this security target focuses on the operational phase in the end user environment. However, some single properties of the calibration phase, being significant for the security of the TOE in its operational phase, are also considered by the current ST. The TOE distinguishes between its calibration and operational phases by modes of operation as defined in [54]: operational, control and company modes presume the operational phase, whereby the calibration mode presumes the calibration phase of the VU.

A security evaluation/certification conformant to the PP [5] will have to consider all life phases to the extent required by the assurance package chosen here for the TOE (see section 6.2 below). Usually, the TOE delivery from its manufacturer to the first customer (an approved workshop<sup>3</sup>) happens exactly at the transition from the manufacturing to the calibration phase.

<sup>2</sup>Note that if the VU is designed to operate with an external GNSS facility, the TOE is only a part of the VU. The terms VU or vehicle unit is often used within the ST interchangeably with the term TOE, but it is important to recognize the distinction when an external GNSS facility is present.

<sup>3</sup>A vehicle manufacturer may also be an approved workshop.

<b>public</b>		Date	Department	Signature
Designed by	norbert.koehn@continental-corporation.com	2025-07-21	A AM CSV RD PSHO VIL	
Released by	marion.gruener@continental-corporation.com	2025-07-21	A AM CSV RD PSHO VIL	
		© Continental AG 1381R41b.HOM.6154.SecurityTarget.pdf		Page 22 of 144

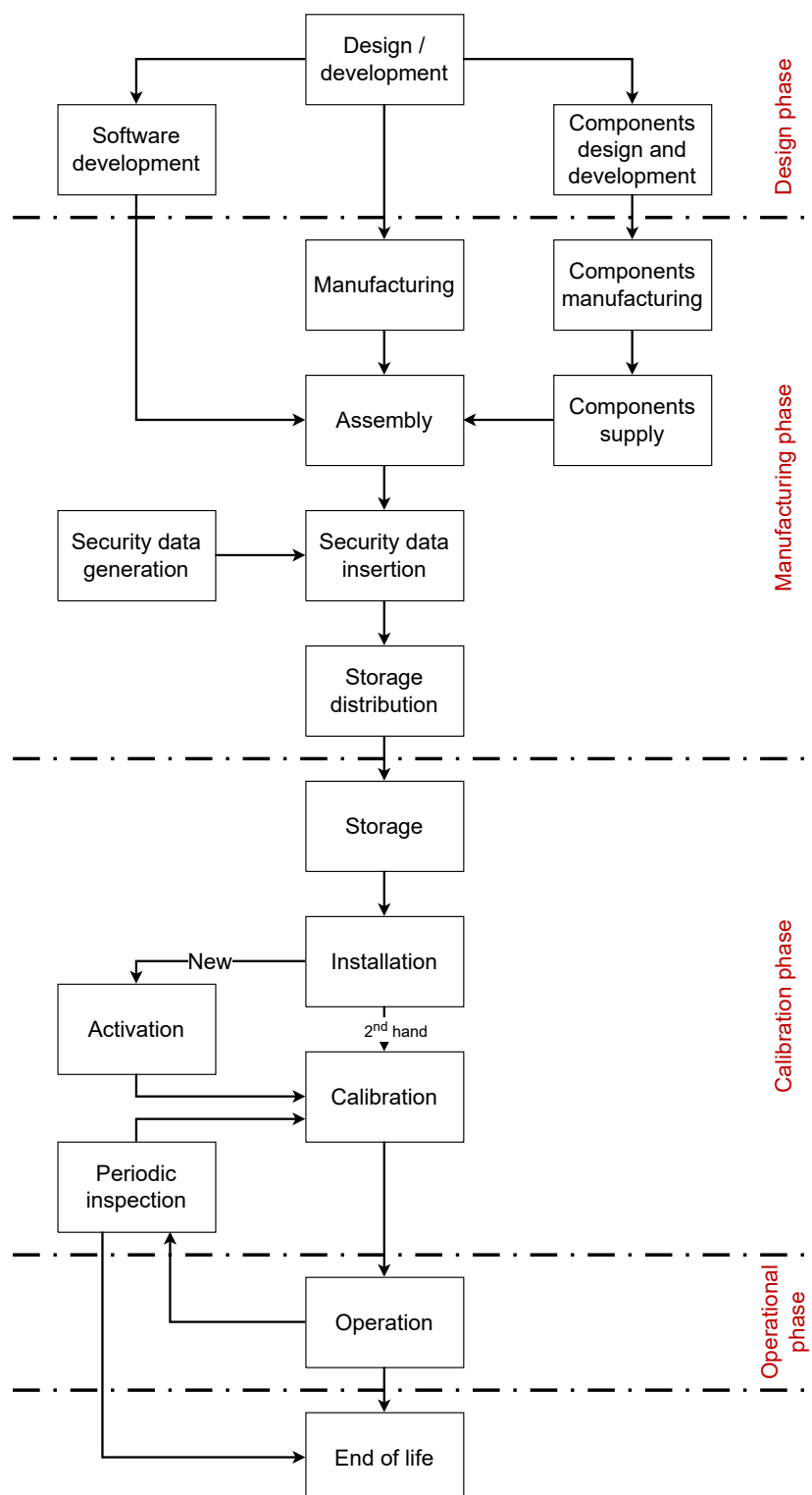


Figure 1-3: VU typical life cycle

Note that “Repair” in the above diagram may include refurbishment, in which case depersonalisation may be required.

public		Date	Department	Signature
Designed by	norbert.koehn@continental-corporation.com	2025-07-21	A AM CSV RD PSHO VIL	
Released by	marion.gruener@continental-corporation.com	2025-07-21	A AM CSV RD PSHO VIL	
		© Continental AG 1381R41b.HOM.6154.SecurityTarget.pdf		Page 23 of 144

*Application note 1-3: For the TOE a repair in the fitters and workshop environments is not planned. An approved software update can also be performed in the workshop environment.*

## 1.2.5. TOE connectivity

The vehicle units operational environment is depicted in Figure 1-4 and Figure 1-5 below.

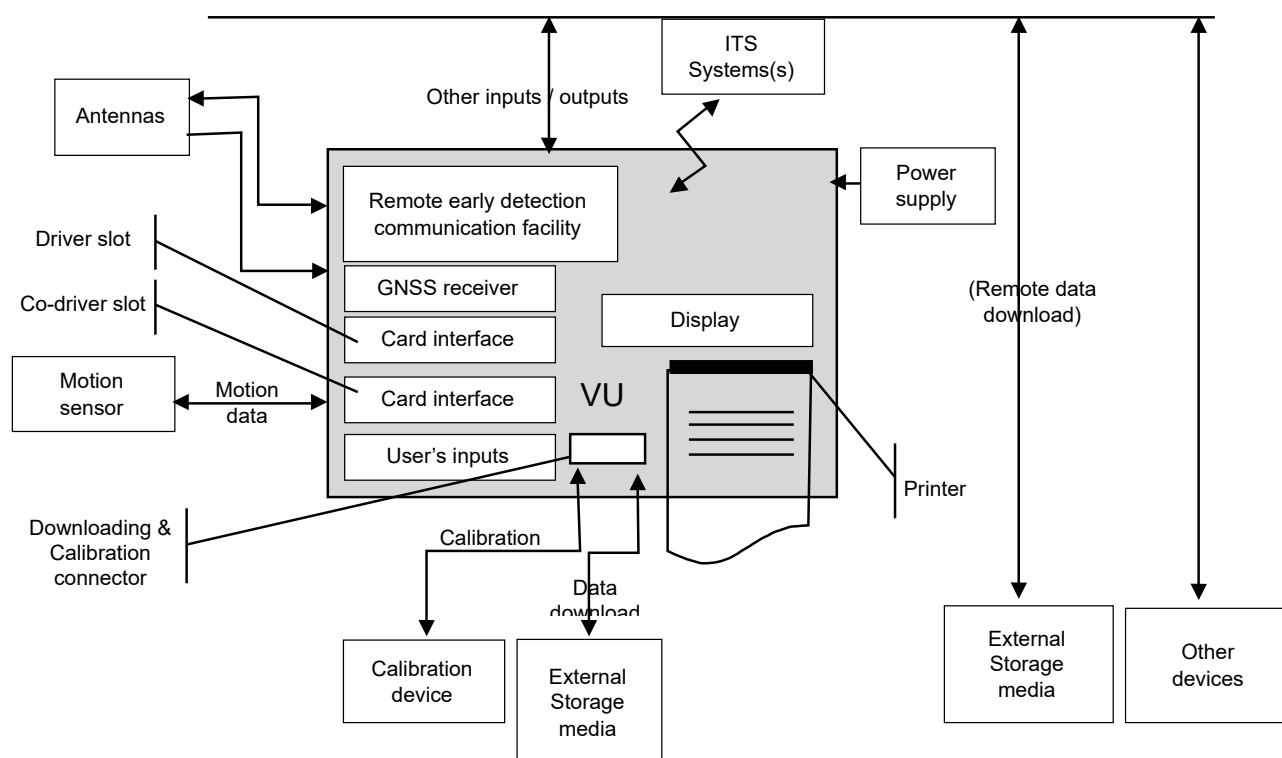



Figure 1-4: VU operational environment (internal remote early detection communication facility / internal GNSS receiver)

The following TOE external components are

- a. mandatory for a proper TOE operation
  - power supply (e.g. from the vehicle where the TOE is installed)
  - motion sensor
  - access to GNSS signals(either provided within the TOE or through an external GNSS facility see [54] Annex IC, Appendix 12)
  - DSRC connection to a remote early detection communication reader (either provided within the TOE or through an external remote early detection communication facility see [54], Annex IC, Appendix 14);
- b. functionally necessary for an Annex IC [54] compliant operation

public		Date	Department	Signature
Designed by	norbert.koehn@continental-corporation.com	2025-07-21	A AM CSV RD PSHO VIL	
Released by	marion.gruener@continental-corporation.com	2025-07-21	A AM CSV RD PSHO VIL	
		© Continental AG 1381R41b.HOM.6154.SecurityTarget.pdf		Page 24 of 144



- calibration device ( calibration phase only)
- tachograph cards (four different types )
- printer paper
- external storage media for data download
- connection to ITS systems (see [54], Annex IC, Appendix 13)

c. helpful for a convenient TOE operation, but not required

- connection to the vehicle network e.g. CAN-connection, see ISO 16844-4 [57]

*Application note 1-4: The TOE will verify, whether the motion sensor, tachograph cards and external GNSS facility (if applicable) connected possess appropriate credentials showing their belonging to the digital tachograph system. A security certification according to [54], Annex IC, Appendix 10 is a prerequisite for the type approval of a motion sensor, tachograph cards and an external GNSS facility.*

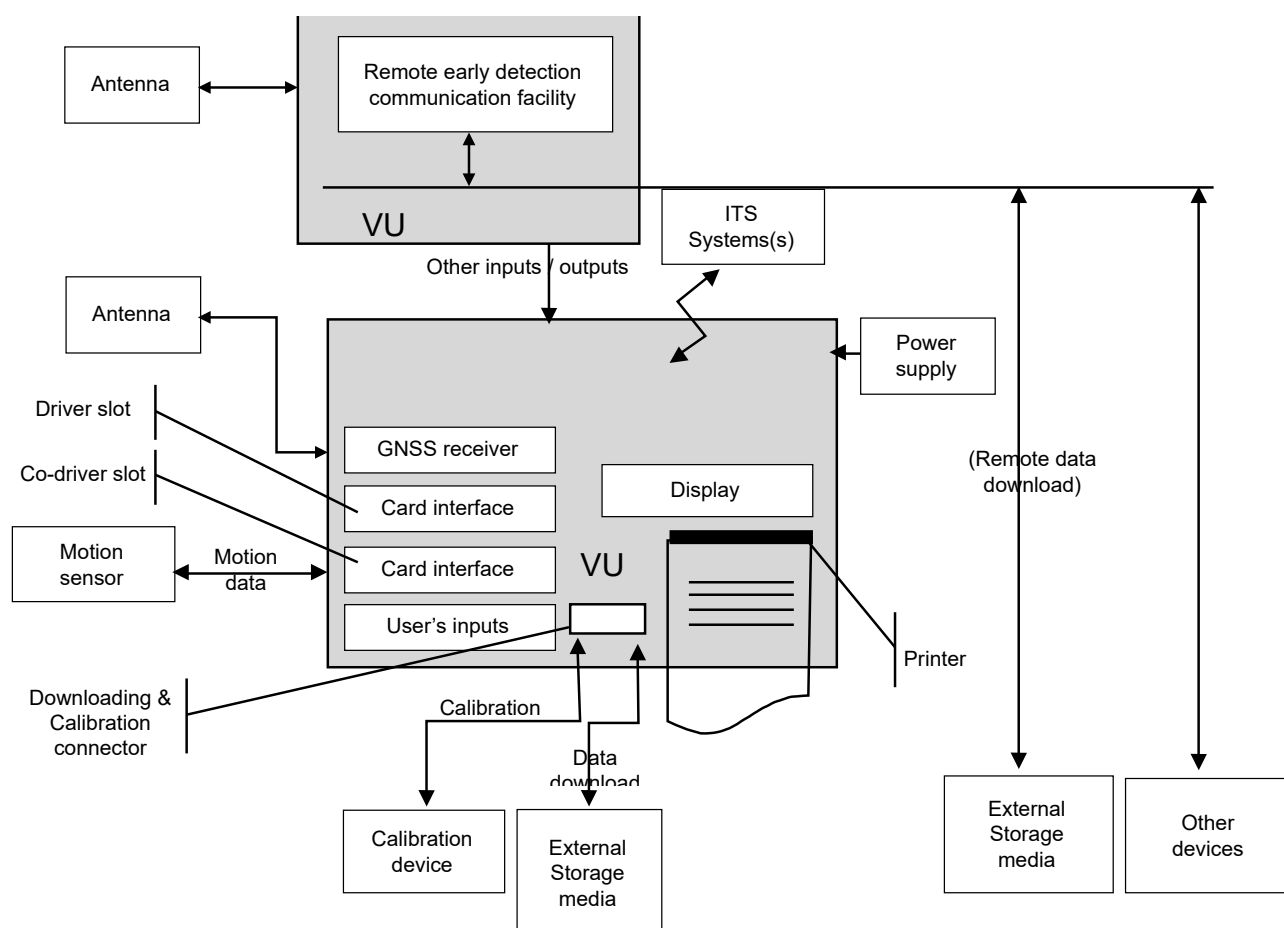


Figure 1-5: VU operational environment (external remote early detection communication facility /internal GNSS receiver)

public		Date	Department	Signature
Designed by	norbert.koehn@continental-corporation.com	2025-07-21	A AM CSV RD PSHO VIL	
Released by	marion.gruener@continental-corporation.com	2025-07-21	A AM CSV RD PSHO VIL	
		© Continental AG 1381R41b.HOM.6154.SecurityTarget.pdf		Page 25 of 144

*Application note 1-5: Due to the necessity of ensuring a smooth transition between the 1<sup>st</sup> generation digital tachograph system and the 2<sup>nd</sup> generation specified in [54], Annex IC, the TOE is operated and used not only with 2<sup>nd</sup> generation tachograph cards, but also with 1<sup>st</sup> generation tachograph cards (i.e. using the security mechanisms and card interface protocol specified in [54] Annex IC for the 1<sup>st</sup> generation).*

*This applies to 1st generation driver, company and control cards, but not to workshop cards, mainly because 1<sup>st</sup> generation workshop cards do not contain the security elements necessary to pair the TOE with 2<sup>nd</sup> generation motion sensors.*

*The capability of the TOE to be used with 1st generation tachograph cards may be suppressed once and forever by workshops, so that 1st generation tachograph cards can no longer be accepted by the TOE.*

*This may only be done after the European Commission has launched a procedure aiming to request workshops to do so, for example during the periodic inspection of recording equipment. Such procedure may be needed according to the results of a digital tachograph system threat assessment.*

*The TOE therefore contains both 1<sup>st</sup> generation and 2<sup>nd</sup> generation security elements, and is able to execute both 1<sup>st</sup> generation and 2<sup>nd</sup> generation security mechanisms, according to the generation of the cards that are inserted in the TOE.*

*Full details of inter-generational operability requirements are in Annex IC [54], Appendix 15.*


## 1.2.6. Configuration of the TOE as vehicle unit

The TOE DTCO 1381 must be configured for the use as vehicle unit in a real vehicle. This configuration includes the setting of operating parameters of the TOE (e.g. Illumination, colour of the display, front cover, functionality of the CAN Bus diagnostic parameters), activation and calibration.

The setting of the operating parameters has no influence of the security functional requirements of the TOE and is done by trusted fitters and workshops and other users. The activation and calibration is only done by trusted fitters and workshops. This setting is done with a separate set of access rules. These rules are independent from the legal access rules for the activation and calibration of the TOE.

The DTCO 1381 Rel. R4.1b also supports the passing of weight data provided by a vehicle-internal on-board weighing system and the transmission of these data by the remote early detection communication facility in accordance to Article 1 and Appendix 14 of Annex IC [54] and [58].

Since the weight data are not in scope of Annex IC [54] or the Protection Profile [5], the passing of these weight data has no influence to the security functional requirements of the TOE.

<b>public</b>		Date	Department	Signature
Designed by	norbert.koehn@continental-corporation.com	2025-07-21	A AM CSV RD PSHO VIL	
Released by	marion.gruener@continental-corporation.com	2025-07-21	A AM CSV RD PSHO VIL	
		© Continental AG 1381R41b.HOM.6154.SecurityTarget.pdf		Page 26 of 144

The DTCO 1381 Rel. R4.1b also supports the passing of toll information between a toll device connected to the front interface of the DTCO 1381 (i.e. VDO-Link device) and the remote early detection communication facility in accordance to section 2 of Annex IC [54], Appendix 14.

Since the tolling data are not in scope of Annex IC [54] or the Protection Profile [5], the passing of these tolling data has no influence to the security functional requirements of the TOE. Fake screens are prevented by the TOE.

For the TOE DTCO 1381 there exists only one accurate configuration variant related to security functional requirements. This is delivered as TOE DTCO 1381 to the trusted fitters and workshops for installation as vehicle unit in a real vehicle. This delivered configuration variant and the further necessary steps for the setting of operation parameters, activation and calibration of the TOE DTCO 1381 in a real vehicle are described in the guidance documentation.

Also the aspect that the TOE is generated in the production of the manufacturer or through an evaluated update procedure in a trusted workshop has no influence.

<b>public</b>		Date	Department	Signature
Designed by	norbert.koehn@continental-corporation.com	2025-07-21	A AM CSV RD PSHO VIL	
Released by	marion.gruener@continental-corporation.com	2025-07-21	A AM CSV RD PSHO VIL	
	© Continental AG	1381R41b.HOM.6154.SecurityTarget.pdf		Page 27 of 144

## 2. Conformance claims

### 2.1. CC conformance claim

This security target claims conformance to:

Common Criteria for Information Technology Security Evaluation, Part 1: Introduction and General Model; CCMB-2017-04-001, Version 3.1, Revision 5, April 2017 [1]

Common Criteria for Information Technology Security Evaluation, Part 2: Security Functional Components; CCMB-2017-04-002, Version 3.1, Revision 5, April 2017 [2]

Common Criteria for Information Technology Security Evaluation, Part 3: Security Assurance Requirements CCMB-2017-04-003, Version 3.1, Revision 5, April 2017 [3].

As follows

- Part 2 extended.
- Part 3 conformant (EAL 4 augmented by ATE\_DPT.2 and AVA\_VAN.5).

### 2.2. PP claim


This ST is conformant to the following documents: Common Criteria Protection Profile, Digital Tachograph – Vehicle Unit (VU PP) [5] compliant with Commission Implementing Regulation (EU) 2016/799 of 18 March 2016 implementing Regulation (EU) 165/2014 (Annex IC), as amended by (Regulation (EU) 2020/1054 of the European Parliament and of the Council of 15 July 2020), as amended by Commission Implementing Regulation (EU) 2018/502 of 28 February 2018, Commission Implementing Regulation (EU) 2021/1228 of 16 July 2021 and Commission Implementing Regulation (EU) 2023/980 of 16 May 2023; DG JRC – Directorate E – Space, Security and Migration Cyber and Digital Citizens' Security Unit E3, BSI-CC-PP-0094-V2, version 1.15, 06/06/2021

### 2.3. Package claim

This ST claims conformance to the assurance package defined in Annex IC [54], Appendix 10 as follows: "SEC\_006" The assurance level for each Protection Profile shall be EAL4 augmented by the assurance components ATE\_DPT.2 and AVA\_VAN.5".

### 2.4. Conformance claim rationale

The type of TOE defined in this ST is a Vehicle Unit in the sense of Annex IC [54] and strictly compliant with the TOE type defined in the PP [5] which is claimed in the section 2.2.


public		Date	Department	Signature
Designed by	norbert.koehn@continental-corporation.com	2025-07-21	A AM CSV RD PSHO VIL	
Released by	marion.gruener@continental-corporation.com	2025-07-21	A AM CSV RD PSHO VIL	
	© Continental AG	1381R41b.HOM.6154.SecurityTarget.pdf		Page 28 of 144

The following threats, security objectives, assumptions and SFRs outlined in the Protection Profile [5] are not used because according to chapter 1.2.2 only configuration 1 and 2 are implemented in the TOE. In these configurations is no external GNSS facility included:

- ~~T.Location\_Data~~
- ~~OE.Type\_Approval\_EGF~~
- FDP\_ACF.1.2(3:DAT), third dash and ninth dash
- FDP\_ITC.2.5 (part of first, sixth and seventh dash)
- FCS\_COP.1.1(1:AES) (point f)
- FCS\_COP.1.1(3:ECC) (point e, f)
- ~~FIA\_UAU.2(2:EGF)~~
- ~~FIA\_ATD.1(3:EGF)~~
- ~~FTP\_ITC.1(3:EGF)~~
- ~~FIA\_AFL.1(4:EGF)~~

The following SFRs outlined in the Protection Profile [5] are not used because the TOE has no physically separated parts according to the definition in the list of terms on page 8.

- ~~FDP\_ITT.1~~

<b>public</b>		Date	Department	Signature
Designed by	norbert.koehn@continental-corporation.com	2025-07-21	A AM CSV RD PSHO VIL	
Released by	marion.gruener@continental-corporation.com	2025-07-21	A AM CSV RD PSHO VIL	
	© Continental AG	1381R41b.HOM.6154.SecurityTarget.pdf		Page 29 of 144

## 3. Security problem definition

### 3.1. Introduction

#### 3.1.1. Assets

The primary assets to be protected by the TOE as long as they are in scope of the TOE are (please refer to the List of Terms and Abbreviations for the Terms definitions).

Table 3-1: Primary assets

No.	Asset	Definition	Property to be maintained by the current security policy
1	user data (recorded or stored in the TOE)	Any data, other than security data (sec. Annex A) are recorded or stored by the VU, as required of Annex IC [54] Sections 3.12.1 and 3.12.3 to 3.12.18	Integrity Authenticity
2	user data transferred between the TOE and an external connected device <sup>4</sup>	<p>All user data being transferred from or to the TOE. A TOE communication partner can be:</p> <ul style="list-style-type: none"> <li>- a motion sensor,</li> <li>- a tachograph card,</li> <li>- an external GNSS facility (if present)</li> <li>- a remote early detection communication facility or</li> <li>- an external medium for data download.</li> <li>- GNSS, including the Open Service of Galileo, supporting Navigation Messages Authentication (OSNMA).</li> </ul> <p>Motion data and location data are part of this asset. User data can be received and sent.</p>	Integrity Authenticity

All these primary assets represent User Data in the sense of the CC.

The secondary assets also having to be protected by the TOE in order to achieve a sufficient protection of the primary assets are:

<sup>4</sup>No security functions are prescribed for the protection of data transferred through an ITS interface. Therefore for the purposes of this ST it is not an asset to be protected, and it is not listed here.


public		Date	Department	Signature
Designed by	norbert.koehn@continental-corporation.com	2025-07-21	A AM CSV RD PSHO VIL	
Released by	marion.gruener@continental-corporation.com	2025-07-21	A AM CSV RD PSHO VIL	
		© Continental AG 1381R41b.HOM.6154.SecurityTarget.pdf		Page 30 of 144

Table 3-2: Secondary assets

No.	Asset	Definition	Property to be maintained by the current security policy
3	TOE design information	Design information for the TOE that could facilitate an attack	Confidentiality <sup>5</sup> Integrity Authenticity
4	TOE software	Source code (uncompiled or reverse engineered) for the TOE that could facilitate an attack, and executable code in the TOE.	Confidentiality <sup>5</sup> Integrity Authenticity
5	TOE hardware	Hardware used to implement and support TOE functions	Integrity
6	TOE immanent secret security data	Secret security elements (i.e. symmetric and private keys) used by the TOE in order to enforce its security functionality (see Annex A).	Confidentiality Integrity Authenticity
7	TOE immanent non-secret security data	Non-secret security elements (i.e. certificates and public keys) used by the TOE in order to enforce its security functionality (see Annex A).	Integrity Authenticity
8	TOE internal clock	Time source within a vehicle unit.	Integrity
9	Digital map	Digital map stored in the TOE, supporting TOE functions, as required by Annex 1C [54], Section 3.12.19.	Integrity Authenticity

*Application note 3-1: The workshop tachograph card requires an additional human user authentication by presenting a correct PIN value to the card. The vehicle unit*

*(i) transmits the PIN verification value input by the human user to the card and*

*(ii) receives the card response to this verification attempt.*

*A workshop tachograph card can only be used within the fitters and workshops environment (see A.Card\_Availability below), which is presumed to be trustworthy (see A.Approv\_Workshops below). Hence, no threat agent is presumed while using a workshop tachograph card.*

*In this context, the VU is not required to secure a PIN verification value and any card response to a verification attempt*

The secondary assets represent the TSF and TSF-data in the sense of the CC.

<sup>5</sup>The confidentiality property applies to some parts of the TOE software only, which process confidential assets.

public		Date	Department	Signature
Designed by	norbert.koehn@continental-corporation.com	2025-07-21	A AM CSV RD PSHO VIL	
Released by	marion.gruener@continental-corporation.com	2025-07-21	A AM CSV RD PSHO VIL	
		© Continental AG 1381R41b.HOM.6154.SecurityTarget.pdf		Page 31 of 144


### 3.1.2. Subjects and external entities

The subjects and external entities considered by this security target are listed in the following table:

Table 3-3: Subjects and external entities

No.	Role	Definition
1	Human user	Human users are to be understood as legal human user of the TOE. The legitimate human users of the VU comprise drivers, controllers, workshops and companies. User is in possession of a valid tachograph card.
2	Unknown User	Unauthenticated user.
3	Motion Sensor	Part of the recording equipment, providing a signal representative of vehicle speed and/or distance travelled. A MS possesses valid credentials for its authentication and their validity is verifiable. Valid credentials are MS serial number encrypted with the identification key together with pairing key encrypted with the master key
4	Tachograph Card	Smart cards intended for use with the recording equipment. Tachograph cards allow for identification by the recording equipment of the identity (or identity group) of the cardholder and allow for data transfer and storage. A tachograph card is one of the following types: <ul style="list-style-type: none"> <li>- driver card,</li> <li>- control card,</li> <li>- workshop card,</li> <li>- company card.</li> </ul> A tachograph card possesses valid credentials for its authentication and their validity is verifiable. Valid credentials for 1st generation cards are a certified key pair for authentication being verifiable up to EUR.PK. Valid credentials for 2nd generation cards are a certified key pair for authentication, being verifiable up to a EUR certificate known by the VU (possibly via a link certificate) <sup>6</sup> .
5	External GNSS facility	An external GNSS facility possesses credentials for its authentication and their validity is verifiable. Only applicable if an external GNSS facility is used. Valid credentials are a certified key pair for authentication, being verifiable up to a EUR certificate known by the VU (possibly via a link certificate).

*Continued on next page*

<b>public</b>		Date	Department	Signature
Designed by	norbert.koehn@continental-corporation.com	2025-07-21	A AM CSV RD PSHO VIL	
Released by	marion.gruener@continental-corporation.com	2025-07-21	A AM CSV RD PSHO VIL	
		© Continental AG 1381R41b.HOM.6154.SecurityTarget.pdf		Page 32 of 144



No.	Role	Definition
6	Remote early detection communication reader	The equipment used to perform targeted roadside checks.
7	External ITS device	Intelligent Transport Systems (ITS) connected using a standardised interface
8	Unknown equipment	A technical device not possessing valid credentials for its authentication or validity of its credentials is not verifiable.
9	Attacker	An attacker is a threat agent (a person or a process acting on his behalf) trying to undermine the security policy defined by the current ST, especially to change properties of the assets that have to be maintained. The attacker is assumed to possess an at most high attack potential. Please note that the attacker might assume any subject role recognised by the TOE.
10	GNSS	Satellites supporting authentication of navigation messages, e.g. Open Service of Galileo, supporting Navigation Messages Authentication (OSNMA) This role is only applicable for the internal GNSS receiver configuration.

Table 3-3 defines the subjects in the sense of CC which can be recognised by the TOE independent of their nature (human or technical user). Where a successful appropriate identification and authentication process takes place, the TOE creates – for each of the respective external entity – an ‘image’ inside and ‘works’ then with this TOE internal image (also called subject in CC). From this point of view, the TOE itself does not differ between ‘subjects’ and ‘external entities’. There is no dedicated subject with the role ‘attacker’ within the current security policy, whereby an attacker might ‘capture’ any subject role recognised by the TOE.

### 3.2. Threats

This section of the security problem definition describes the threats to be averted by the TOE independently or in collaboration with its IT environment. These threats result from the assets protected by the TOE and the method of TOE’s use in the operational environment.

The Threats are defined in the following tables:

<sup>6</sup>See Annex A – Key & Certificate Tables for definitions of European Level (EUR) keys and certificates


public		Date	Department	Signature
Designed by	norbert.koehn@continental-corporation.com	2025-07-21	A AM CSV RD PSHO VIL	
Released by	marion.gruener@continental-corporation.com	2025-07-21	A AM CSV RD PSHO VIL	
		© Continental AG 1381R41b.HOM.6154.SecurityTarget.pdf		Page 33 of 144


Table 3-4: Threats addressed solely by the TOE

Label	Threat
<b>T.Card_Data_Exchange</b>	Attackers could try to modify user data while being exchanged between VU and tachograph cards (addition, modification, deletion, replay of data).
<b>T.Remote_Detect_Data</b>	Attackers could try to modify user data, concerning possible manipulation or misuse, targeted to remote early detection equipment roadside checks (addition, modification, deletion, replay of data).
<b>T.Output_Data</b>	Attackers could try to modify, and thus misrepresent, user data output (print, display or download)

Table 3-5: Threats averted by the TOE and its operational environment

Label	Threat
<b>T.Access</b>	Attackers (e.g. human users) could try to access functions not allowed to them (e.g. drivers gaining access to calibration function, to modify or delete user data.
<b>T.Calibration_Parameters</b>	Human Users could try to use miscalibrated TOE (through calibration data modification, or through organisational weaknesses) to misrepresent activity data. Both calibration data and activity data are part of user data.
<b>T.Clock</b>	Attackers could try to modify internal clock of the TOE, and interference with the correct operation of the TOE.
<b>T.Design</b>	Attackers could try to gain illicit knowledge of the TOE design information and TOE software, either from manufacturer's material (through theft, bribery) or from reverse engineering, interfere with the correct operation of the TOE.
<b>T.Environment</b>	Attackers could use environmental attacks (thermal, electromagnetic, optical, chemical or mechanical) to interfere with processing of user data.
<b>T.Fake_Devices</b>	Attackers could try to connect unknown equipment (fake motion sensor, tachograph cards or external GNSS facility) to the TOE to misrepresent user activity data (data at rest or being transferred between the TOE and an external connected device).
<b>T.Hardware</b>	Attackers could try to modify TOE hardware, and interfere with the correct operation of the TOE.
<b>T.Identification</b>	Human Users could try to use several identifications or no identity to misrepresent user activity data.
<b>T.Motion_Sensor</b>	Attackers could try to modify the vehicle's motion data (addition, modification, deletion, replay of signal), part of user data to misrepresent user activity data.

Continued on next page

<b>public</b>		Date	Department	Signature
Designed by	norbert.koehn@continental-corporation.com	2025-07-21	A AM CSV RD PSHO VIL	
Released by	marion.gruener@continental-corporation.com	2025-07-21	A AM CSV RD PSHO VIL	
	© Continental AG	1381R41b.HOM.6154.SecurityTarget.pdf		Page 34 of 144

Label	Threat
<b>T.Location_Data</b>	Attackers could try to modify location data when transmitted by an external GNSS facility (addition, modification, deletion, replay of signal) <sup>7</sup> to misrepresent user activity data.
<b>T.Power_Supply</b>	Attackers could try to interfere with the recording or transmission of user data by modifying (cutting, reducing, increasing) the TOE's power supply to interfere with its correct operation.
<b>T.Security_Data</b>	Attackers could try to gain illicit knowledge of TOE immanent security data during security data generation or transport or storage in the equipment and attempt to misrepresent user activity data.
<b>T.Software</b>	Attackers could try to modify TOE software in order to interfere with the correct operation of the TOE.
<b>T.Stored_Data</b>	Attackers could try to modify stored data (TOE immanent security data or user data) in order to misrepresent user activity data.
<b>T.Tests</b>	The use of non-invalidated test modes or of existing back doors by an attacker could interfere with the correct recording or transmission of user data.

### 3.3. Assumptions

This section described the assumptions that are made about the operational environment in order to be able to provide the security functionality. If the TOE is placed in an operational environment does not uphold these assumptions it may be unable to operate in a secure manner.


The assumptions are provided in the following table:

Table 3-6: Assumptions

Short Name	Assumption
<b>A.Activation</b>	Vehicle manufacturers and fitters or workshops activate the TOE after its installation at latest before the vehicle is used in Scope of Regulation EU No. 561/2006 [60].
<b>A.Approv_Workshops</b>	The Member States approve, regularly control and certify trusted fitters and workshops to carry out installations, calibrations, checks, inspections, repairs.
<b>A.Card_Availability</b>	Tachograph cards are available to the TOE human users and delivered by Member State authorities to authorised persons only.
<b>A.Card_Traceability</b>	Card delivery is traceable (white lists, black lists), and black lists are used during security audits.

*Continued on next page*

<sup>7</sup>T.Location\_Data may be regarded as not applicable when an internal GNSS receiver is used.

public		Date	Department	Signature
Designed by	norbert.koehn@continental-corporation.com	2025-07-21	A AM CSV RD PSHO VIL	
Released by	marion.gruener@continental-corporation.com	2025-07-21	A AM CSV RD PSHO VIL	
	© Continental AG	1381R41b.HOM.6154.SecurityTarget.pdf		Page 35 of 144

Short Name	Assumption
<b>A.Cert_Infrastructure</b>	Within the European Smart Tachograph system required key pairs and corresponding certificates are generated, managed and communicated using standardised and secure methods (see Annex IC [54], chapter 3).
<b>A.Controls</b>	Law enforcement controls of the TOE will be performed regularly and randomly, and must include security audits and (as well as visual inspection of the TOE).
<b>A.Driver_Card_Unique</b>	Drivers possess, at one time, one valid driver card only.
<b>A.Faithful_Calibration</b>	Approved fitters and workshops enter proper vehicle parameters in recording equipment during calibration.
<b>A.Inspections</b>	Recording equipment will be periodically inspected and calibrated.
<b>A.Compliant_Drivers</b>	Drivers use their cards in accordance with provided guidance with provided guidance, and properly select their activity for those that are manually entered.
<b>A.Type_Approved_Dev</b>	The TOE will only be operated together with a motion sensor and an external GNSS facility (if applicable) that are type approved according to Annex IC <sup>8</sup> [54].
<b>A.Bluetooth</b>	Bluetooth pairing and Bluetooth connection of the ITS interface are sufficiently secure not to compromise the objectives of this ST.

### 3.4. Organisational security policies

This sections shows the organisational security policies that are to be enforced by the TOE, its operational environment or a combination of the two.

The organisational policies are providing in the following table:

Table 3-7: Organisational security policies

Short Name	Organisational security policy
<b>P.Crypto</b>	The cryptographic algorithms described in Annex IC [54], Appendix 11 shall be used where data confidentiality, integrity, authenticity and/or non-repudiation need to be protected
<b>P.Management_Device</b>	The Management Device supports the appropriate communication interface with the VU and secures the relevant secrets inside the MD as appropriate.

<sup>8</sup>Type approval requirements include Common Criteria certification against the relevant digital tachograph protection profile.

## 4. Security objectives

This section identifies the security objectives for the TOE and for its operational environment. The security objectives are a concise and abstract statement of the intended solution to the problem defined by the security problem definition. The role of the security objectives is threefold:

- provide a high-level, natural-language solution of the problem;
- divide this solution into two part-wise solutions, that reflect that different entities each have to address a part of the problem;
- demonstrate that these part-wise solutions form a complete solution to the problem.

### 4.1. Security objectives for the TOE


The following TOE security objectives address the protections provided by the TOE independent of the TOE environment, and are listed in the table below.

Table 4-1: Security objectives for the TOE

Short Name	Security objective for the TOE
<b>O.Access</b>	The TOE must control user access to functions and data on the basis of user type and identity.
<b>O.Accountability</b>	The TOE must collect accurate accountability data.
<b>O.Authentication</b>	The TOE must authenticate users and connected entities (when a trusted path or a trusted channel <sup>9</sup> needs to be established towards these users).
<b>O.Audit</b>	The TOE must audit attempts to undermine system security and should trace them to associated users.
<b>O.Integrity</b>	The TOE must maintain stored data integrity.
<b>O.Output</b>	The TOE must ensure that data output reflects accurately data measured or stored.
<b>O.Processing</b>	The TOE must ensure that processing of inputs to derive user data is accurate.
<b>O.Reliability</b>	The TOE must provide a reliable service.
<b>O.Secured_Exchange</b>	The TOE must secure data exchanges with the motion sensor and with tachograph cards and with the remote early detection communication reader.
<b>O.Software_Update</b>	The TOE must check the authenticity and integrity of TOE software updates before installing them <sup>10</sup> .

<sup>9</sup>Trusted channel is referred to in Annex IC [54], Appendix 11 as a secure messaging session.

<sup>10</sup>The ST author must add iterations of FCS components to describe the approach employed to protect the authenticity and integrity of the software update.

public		Date	Department	Signature
Designed by	norbert.koehn@continental-corporation.com	2025-07-21	A AM CSV RD PSHO VIL	
Released by	marion.gruener@continental-corporation.com	2025-07-21	A AM CSV RD PSHO VIL	
	© Continental AG	1381R41b.HOM.6154.SecurityTarget.pdf		Page 37 of 144


## 4.2. Security objectives for the operational environment

The following security objectives for the TOE's operational environment address the protection that must be provided by the TOE environment independent of the TOE itself, and are listed in the table below.

Table 4-2: Security objectives for the operational environment


Specific phase	Short Name	Security objective for the environment
Design phase	OE.Development	VU developers shall ensure that the assignment of responsibilities during development is done in a manner which maintains IT security.
Manufacturing phase	OE.Manufacturing	VU manufacturers shall ensure that the assignment of responsibilities during manufacturing is done in a manner which maintains IT security and that during the manufacturing process the VU is protected from physical attacks which might compromise IT security.
	OE.Data_Generation	Security data generation algorithms shall be accessible to authorised and trusted persons only.
	OE.Data_Transport	Security data shall be generated, transported, and inserted into the TOE, in such a way to preserve its appropriate confidentiality and integrity.
	OE.Delivery	VU manufacturers, vehicle manufacturers and fitters or workshops shall ensure that handling of the TOE is done in a manner which maintains IT security.
	OE.Software_Update	Software revisions shall be granted security certification before they can be implemented in the TOE.
	OE.Data_Strong	Security data inserted into the TOE for compatibility with 2nd generation tachograph cards, motion sensors, EGFs ( <i>if present</i> ) and remote early detection communication readers must be cryptographically strong as required by Annex IC [54], Appendix 11 Part B. Security data inserted into the TOE for compatibility with 1st generation tachograph cards and motion sensors must be as cryptographically strong as required by Annex IC [54], Appendix 11 Part A.

*Continued on next page*

<b>public</b>		Date	Department	Signature
Designed by	norbert.koehn@continental-corporation.com	2025-07-21	A AM CSV RD PSHO VIL	
Released by	marion.gruener@continental-corporation.com	2025-07-21	A AM CSV RD PSHO VIL	
		© Continental AG 1381R41b.HOM.6154.SecurityTarget.pdf		Page 38 of 144

Specific phase	Short Name	Security objective for the environment
	<b>OE.Test_Points</b>	All commands, actions or test points, specific to the testing needs of the manufacturing phase of the VU shall be disabled or removed before the VU activation by the VU manufacturer during the manufacturing process.
<b>Calibration phase</b>	<b>OE.Activation</b>	Vehicle manufacturers and fitters or workshops shall activate the TOE after its installation before the vehicle is used in scope of Regulation (EC) No 561/2006 [60].
	<b>OE.Approved_Workshops</b>	Installation, calibration and repair of recording equipment shall be carried by trusted and approved fitters or workshops.
	<b>OE.Faithful_Calibration</b>	Approved fitters and workshops shall enter proper vehicle parameters in recording equipment during calibration.
	<b>OE.Management_Device</b>	The Management Device (MD) is installed in the approved workshops according to A.Approv_Workshops. The software update data and necessary key data (for the software update) are imported into the MD by the approved workshops according to A.Approv_Workshops.
<b>Operational phase</b>	<b>OE.Card_Availability</b>	Tachograph cards shall be available to TOE human users and delivered by Member State Authorities to authorised persons only.
	<b>OE.Card_Traceability</b>	Card delivery shall be traceable (white lists, black lists), and black lists must be used during security audits.
	<b>OE.Controls</b>	Law enforcement controls shall be performed regularly and randomly, and must include security audits.
	<b>OE.Driver_Card_Unique</b>	Drivers shall possess, at one time, one valid driver card only.
	<b>OE.Compliant_Drivers</b>	Drivers must use their cards in accordance with provided guidance with provided guidance, and properly select their activity for those that are manually entered.
	<b>OE.Regular_Inspections</b>	Recording equipment shall be periodically inspected and calibrated.
	<b>OE.Type_Approval_MS<sup>11</sup></b>	The Motion Sensor of the recording equipment connected to the TOE shall be type approved according to Annex IC [54].

Continued on next page

<b>public</b>		Date	Department	Signature
Designed by	norbert.koehn@continental-corporation.com	2025-07-21	A AM CSV RD PSHO VIL	
Released by	marion.gruener@continental-corporation.com	2025-07-21	A AM CSV RD PSHO VIL	
		© Continental AG 1381R41b.HOM.6154.SecurityTarget.pdf		Page 39 of 144


Specific phase	Short Name	Security objective for the environment
	<b>OE.Type_Approval_EGF</b>	The external GNSS facility connected to the TOE (if applicable) must be type approved according to Annex IC <sup>12</sup> [54].
	<b>OE.Bluetooth</b>	Bluetooth pairing and Bluetooth connection of the ITS interface must be established such that they are sufficiently secure not to allow compromise of the assets.:
	<b>OE.EOL</b>	When no longer in service the TOE must be disposed of in a secure manner, which means, as a minimum, the confidentiality of symmetric and private cryptographic key has to be safeguarded.

Please note that the design and the manufacturing environments are not the intended usage environments for the TOE (see section 1.2.4). The security objectives for these environments being due to the current security policy (OE.Development, OE.Manufacturing, OE.Test\_Points, OE.Delivery) are the subject to the assurance class ALC. Hence, the related security objectives for the design and the manufacturing environments do not address any potential TOE user and, therefore, cannot be reflected in the documents of the assurance class AGD.

The remaining security objectives for the manufacturing environment (OE.Data\_Generation, OE.Data\_Transport and OE.Data\_Strong) are subject to the ERCA and MSA Policies and, therefore, are not specific for the TOE.

<sup>11</sup>Identification and authentication of the motion sensor depends on the motion sensor having implemented the required mechanisms to support it.

<sup>12</sup>OE.Type\_Approval\_EGF may be regarded as trivially met when an internal GNSS facility is used.

<b>public</b>		Date	Department	Signature
Designed by	norbert.koehn@continental-corporation.com	2025-07-21	A AM CSV RD PSHO VIL	
Released by	marion.gruener@continental-corporation.com	2025-07-21	A AM CSV RD PSHO VIL	
		© Continental AG 1381R41b.HOM.6154.SecurityTarget.pdf		Page 40 of 144



# 5. Extended components definition

This security target uses a component that is defined as an extension to CC part 2 [2].

The extended component is FCS\_RNG.1 Generation of random numbers. This component is fully defined and justified in [316], Section 3.

The PP [5] defines a restricted set of ways in which the extended component can be used in this security target. These are set out in chapter Annex B — Operations for FCS RNG.1, and further information is provided in [316].

## 5.1. Rationale for extended component

CC Part 2 [2] defines two components FIA\_SOS.2 and FCS\_CKM.1 that are similar to FCS\_RNG.1. However, FCS\_RNG.1 allows the specification of requirements for the generation of random numbers in a manner that includes necessary information for intended use, as is required here. These details describe the quality of the generated data that other security services rely upon. Thus by using FCS\_RNG a ST author is able to express a coherent set of SFRs that include the generation of random numbers as a security service.

## 5.2. Extended component definition

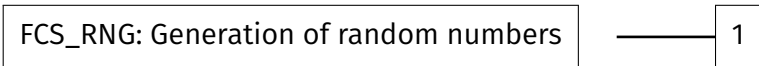
This section describes the functional requirements for the generation of random numbers, which may be used as secrets for cryptographic purposes or authentication. The IT security functional requirements for a TOE are defined in an additional family (FCS\_RNG) of the Class FCS (Cryptographic support).

### 5.2.1. FCS\_RNG Generation of random numbers

#### Family behaviour

This family defines quality requirements for the generation of random numbers that are intended to be used for cryptographic purposes.

#### Component levelling



FCS\_RNG.1 Generation of random numbers, requires that the random number generator implements defined security capabilities and that the random numbers meet a defined quality metric.

public		Date	Department	Signature
Designed by	norbert.koehn@continental-corporation.com	2025-07-21	A AM CSV RD PSHO VIL	
Released by	marion.gruener@continental-corporation.com	2025-07-21	A AM CSV RD PSHO VIL	
	© Continental AG	1381R41b.HOM.6154.SecurityTarget.pdf		Page 41 of 144

**Management: FCS\_RNG.1**

There are no management activities foreseen.

**Audit: FCS\_RNG.1**

There are no auditable events foreseen


**FCS\_RNG.1                      Generation of random numbers**

Hierarchical to:    -

Dependencies:      -

FCS\_RNG.1.1            The TSF shall provide a [*selection: physical, non-physical true, deterministic, hybrid physical, hybrid deterministic*] random number generator that implements: [*assignment: list of security capabilities*].

FCS\_RNG.1.2            The TSF shall provide random numbers that meet [*assignment: a defined quality metric*].

<b>public</b>		Date	Department	Signature
Designed by	norbert.koehn@continental-corporation.com	2025-07-21	A AM CSV RD PSHO VIL	
Released by	marion.gruener@continental-corporation.com	2025-07-21	A AM CSV RD PSHO VIL	
		© Continental AG                      1381R41b.HOM.6154.SecurityTarget.pdf		Page 42 of 144

## 6. TOE Security requirements

This section defines the detailed security requirements that shall be satisfied by the TOE. The statement of **TOE security requirements** shall define the *functional* and *assurance* security requirements that the TOE needs to satisfy in order to meet the security objectives for the TOE.

The CC allows several operations to be performed on security requirements (on the component level); *refinement*, *selection*, *assignment* and *iteration* are defined in paragraph 8.1 of Part 1 [1] of the CC. Each of these operations is used in this ST.

The **refinement** operation is used to add detail to a requirement, and, thus, further restricts a requirement. Refinements of security requirements are denoted in such a way that added words are in **bold text** and changed words are crossed out.


The **selection** operation is used to select one or more options provided by the CC in stating a requirement. Selections having been made by the PP author are denoted as underlined text. Selections to be filled in by the ST author appear in square brackets with an indication that a selection is to be made, [selection:], and are *italicised*. Selections having been made by the ST author are underlined and italicised.

The **assignment** operation is used to assign a specific value to an unspecified parameter, such as the length of a password. Assignments having been made by the PP author are denoted by showing as underlined text. Assignments to be filled in by the ST author appear in square brackets with an indication that an assignment is to be made [assignment:], and are *italicised*. Such assignments filled by the ST author are underlined and italicised. In some cases the assignment made by the PP authors defines a selection to be performed by the ST author. Thus, this text is underlined and italicised like *this*. Such filled assignments and any additional assignments by the ST author are double underlined and italicised. The **iteration** operation is used when a component is repeated with varying operations. Iteration is denoted by showing a number and identifier in brackets after the component name, and the iteration number after each element designator.

The note **not applicable for the TOE operation** is used and performed by the ST author when an optional feature is not implemented in the TOE. This text is italicised and crossed out like ~~this~~.

### 6.1. Security functional requirements for the TOE

This section is subdivided to show security functional requirements that relate to the TOE itself, and those that relate to external communications. Section 6.1.1 addresses requirements for the VU. Section 6.1.2 addresses the communication requirements for 2<sup>nd</sup> generation tachograph cards to be used with the TOE. Section 6.1.3 addresses the communication requirements for 1<sup>st</sup> generation tachograph cards to be used with the TOE.

<b>public</b>		Date	Department	Signature
Designed by	norbert.koehn@continental-corporation.com	2025-07-21	A AM CSV RD PSHO VIL	
Released by	marion.gruener@continental-corporation.com	2025-07-21	A AM CSV RD PSHO VIL	
	© Continental AG	1381R41b.HOM.6154.SecurityTarget.pdf		Page 43 of 144

## 6.1.1. Security functional requirements for the VU

### 6.1.1.1. Class FAU: Security Audit

#### 6.1.1.1.1. FAU\_GEN — Security audit data generation

##### FAU\_GEN.1 Audit data generation

Hierarchical to: -

Dependencies: FPT\_STM.1: Reliable time stamps

FAU\_GEN.1.1 The TSF shall be able to generate an audit record **and display a visual warning** of the following auditable events:

- a) Start-up and shutdown of the audit functions;
- b) All auditable events for the not specified level of audit; and
- c) [The events listed in Annex IC [54], section 3.9]; no other specifically defined audit events.

FAU\_GEN.1.2 The TSF shall record within each audit record at least the following information:

- a) Date and time of the event, type of event, subject identity, and the outcome (success or failure) of the event<sup>13</sup>; and
- b) For each audit event type, based on the auditable event definitions of the functional components included in the ST, [the data to be recorded for each event type listed in Annex IC [54], sections 3.12.8 and 3.12.9; no other audit relevant information].

#### 6.1.1.1.2. FAU\_SAR — Security audit review

##### FAU\_SAR.1 Audit review


Hierarchical to: -

Dependencies: FAU\_GEN.1 Audit data generation

FAU\_SAR.1.1 The TSF shall provide [anyone, subject to the requirements of Annex IC [54]. Paragraph 13] with the capability to read [the information required to be recorded by FAU\_GEN.1 and imported motion sensor audit data] from audit records.

FAU\_SAR.1.2 The TSF shall provide the audit records in a manner suitable for the user to interpret the information.

<sup>13</sup>The outcome of the event need only be recorded where such a concept is relevant to the event.

public		Date	Department	Signature
Designed by	norbert.koehn@continental-corporation.com	2025-07-21	A AM CSV RD PSHO VIL	
Released by	marion.gruener@continental-corporation.com	2025-07-21	A AM CSV RD PSHO VIL	
		© Continental AG 1381R41b.HOM.6154.SecurityTarget.pdf		Page 44 of 144

### 6.1.1.1.3. FAU\_STG — Security audit event storage

#### FAU\_STG.1 Protected audit trail storage

Hierarchical to: -

Dependencies: FAU\_GEN.1 Audit data generation

FAU\_STG.1.1 The TSF shall protect the stored audit data in the audit trail from unauthorized deletion.

FAU\_STG.1.2 The TSF shall be able to [*detect*<sup>14</sup>] unauthorized modifications to the stored audit data in the audit trail.

#### FAU\_STG.4 Prevention of audit data loss

Hierarchical to: FAU\_STG.3: Action in case of possible audit data loss

Dependencies: FAU\_STG.1 Protected audit trail storage

FAU\_STG.4.1 The TSF shall [*overwrite the oldest stored audit records*], [*and behave according to. Annex IC [54], paragraph 104, 107, 112, 115 and 131*] if the audit trail is full.

*Application note 6-1: As a minimum the data memory shall be able to hold events data as required by [54] section 3.12.8 without overwriting.*

*Application note 6-2: The requirements in ?? and ?? apply equally to imported motion sensor audit data as to audit data generated by the TOE.*

### 6.1.1.2. Class FCO: Communication

#### 6.1.1.2.1. FCO\_NRO.1 – Non-repudiation of origin

#### FCO\_NRO.1 Selective proof of origin

Hierarchical to: -

Dependencies: FIA\_UID.1 Timing of identification


FCO\_NRO.1.1 The TSF shall be able to generate evidence of origin for [*data downloads to external media and DSRC transmissions to the remote early detection communication reader*] at the request of the [*originator*<sup>15</sup>] **in accordance with Annex IC [54], Appendix 11, section 14 and 13, respectively.**

FCO\_NRO.1.2 The TSF shall be able to relate the [*identity (VU private key (VU\_Sign.SK) and VU\_DSRC key (VU\_DSRC\_MAC))*] of the originator (**vehicle unit**) of the information, and the [*user data to be downloaded to external media and remote tachograph monitoring data transmitted to the remote early detection communication reader*] of the information to which the evidence applies.

FCO\_NRO.1.3 The TSF shall provide a capability to verify the evidence of origin of information to [*recipient*] given [*that the digital signature or the MAC can be verified (see Annex IC [54], Appendix 11, Chapters 14 and 13).*]

<sup>14</sup>Audit data are “events/faults” defined in Annex 1C [54], sections 3.9, 3.12.8 and 3.12.9. Compromised audit data will trigger a “(code:14H) Stored user data integrity error”, see Appendix 1, 2.70 “EventFaultType”.

<sup>15</sup>The originator is the vehicle unit.

public		Date	Department	Signature
Designed by	norbert.koehn@continental-corporation.com	2025-07-21	A AM CSV RD PSHO VIL	
Released by	marion.gruener@continental-corporation.com	2025-07-21	A AM CSV RD PSHO VIL	
		© Continental AG 1381R41b.HOM.6154.SecurityTarget.pdf		Page 45 of 144

### 6.1.1.3. Class FDP: User Data Protection

#### 6.1.1.3.1. FDP\_ACC – Access control policy (1:FIL)

##### FDP\_ACC.1(1:FIL) Subset access control

Hierarchical to: -

Dependencies: FDP\_ACF.1 Security based access control

FDP\_ACC.1.1(1:FIL) The TSF shall enforce the [FILE\_STRUCTURE\_SFP<sup>16</sup>] on  
Subjects:

- Human and technical users of the TOE

Objects:

- application and data files structure as required in Application note 6-3:

Operations

- Read, write, modify, delete.

Application note 6-3: Tachograph application and data files structure shall be created during the manufacturing process and then locked against any non authorized modification or deletion. Through software update, an authorized modification or deletion may occur. This SFR iteration relates to application and data file structures themselves.

#### 6.1.1.3.2. FDP\_ACF – Access control functions (1:FIL)

##### FDP\_ACF.1(1:FIL) Security attribute based access control

Hierarchical to: -

Dependencies: FDP\_ACC.1 Subset access control  
FMT\_MSA.3 Static attribute initialisation

FDP\_ACF.1.1(1:FIL) The TSF shall enforce the [FILE\_STRUCTURE\_SFP] to objects based on the following  
Subjects:

- Human and technical users of the TOE


Objects:

- application and data files structure as required in Application note 6-3:

FDP\_ACF.1.2(1:FIL) The TSF shall enforce the following rules to determine if an operation among controlled subjects and controlled objects is allowed: [none].

FDP\_ACF.1.3(1:FIL) The TSF shall explicitly authorise access of subjects to objects based on the following additional rules: [none].

<sup>16</sup>As defined in FDP\_ACC.1(1:FIL) and FDP\_ACF.1(1:FIL)

public		Date	Department	Signature
Designed by	norbert.koehn@continental-corporation.com	2025-07-21	A AM CSV RD PSHO VIL	
Released by	marion.gruener@continental-corporation.com	2025-07-21	A AM CSV RD PSHO VIL	
		© Continental AG 1381R41b.HOM.6154.SecurityTarget.pdf		Page 46 of 144

FDP\_ACF.1.4(1:FIL) The TSF shall explicitly deny access of subjects to objects based on the following additional rules [application and data files structure and access conditions shall be created during the manufacturing process, and then locked from any non authorised future modification or deletion].

#### 6.1.1.3.3. FDP\_ACC – Access control policy (2:FUN)

##### FDP\_ACC.1(2:FUN) Subset access control

Hierarchical to: -

Dependencies: FDP\_ACF.1 Security based access control

FDP\_ACC.1.1(2:FUN) The TSF shall enforce the [FUNCTION\_SFP<sup>17</sup>] on  
Subjects:

- Human and technical users of the TOE

Objects:

- Operational modes, calibration functions, time adjustment, manual entry of data and tachograph card removal as required in Application note 6-4:

Operations

- access to.

Application note 6-4: The assignment in this iteration relates to control over access to operational modes, calibration functions, time adjustment, manual entry of data, and tachograph card removal.

#### 6.1.1.3.4. FDP\_ACF – Access control functions (2:FUN)

##### FDP\_ACF.1(2:FUN) Security attribute based access control

Hierarchical to: -

Dependencies: FDP\_ACC.1 Subset access control  
FMT\_MSA.3 Static attribute initialisation

FDP\_ACF.1.1(2:FUN) The TSF shall enforce the [FUNCTION\_SFP] to objects based on the following  
Subjects:

- Human and technical users of the TOE


Objects:

- Operational modes, calibration functions, time adjustment, manually entry of data and tachograph card removal as required in Application note 6-4:

FDP\_ACF.1.2(2:FUN) The TSF shall enforce the following rules to determine if an operation among controlled subjects and controlled objects is allowed: [

- the rules listed in Annex IC [54], section 2.3 related to mode of operation;

<sup>17</sup>As defined in FDP\_ACC.1(2:FUN) and FDP\_ACF.1(2:FUN)

public		Date	Department	Signature
Designed by	norbert.koehn@continental-corporation.com	2025-07-21	A AM CSV RD PSHO VIL	
Released by	marion.gruener@continental-corporation.com	2025-07-21	A AM CSV RD PSHO VIL	
		© Continental AG 1381R41b.HOM.6154.SecurityTarget.pdf		Page 47 of 144

- before its activation the VU shall give access to the calibration function, even if not in calibration mode
- after its activation the VU shall fully enforce functions and data access rights as follows:
  - a) the calibration function shall be accessible in the calibration mode only,
  - b) the roadside calibration checking function shall be accessible in the control mode only,
  - c) the company locks management function shall be accessible in the company mode only,
  - d) the monitoring of control activities function shall be operational in the control mode only,
  - e) the downloading function shall not be accessible in the operational mode, with the following exceptions
    - i) as an optional feature, the recording equipment may, in any mode of operation, download data through any another means to a company authenticated through this channel (in such a case, company mode data access rights shall apply to this download),
    - ii) downloading a driver card when no other card type is inserted into the VU;
- the time adjustment function shall also allow for triggered adjustment of the current time, in calibration mode;
- driver activity and location data, stored on valid driver and/or workshop cards, shall be updated with activity and location data manually entered by the cardholder only for the period from last card withdrawal to current insertion;
- the release of tachograph cards shall function only when the vehicle is stopped and after the relevant data have been stored on the cards, and the release of the card shall require positive action by the human user.]

FDP\_ACF.1.3(2:FUN) The TSF shall explicitly authorise access of subjects to objects based on the following additional rules:[none].

FDP\_ACF.1.4(2:FUN) The TSF shall explicitly deny access of subjects to objects based on the following additional rules: [


- The TOE shall deny access to first generation tachograph cards if their use has been suppressed by a workshop].

#### 6.1.1.3.5. FDP\_ACC – Access control policy (3:DAT)

##### FDP\_ACC.1(3:DAT) Subset access control

Hierarchical to: -

Dependencies: FDP\_ACF.1 Security based access control

<b>public</b>		Date	Department	Signature
Designed by	norbert.koehn@continental-corporation.com	2025-07-21	A AM CSV RD PSHO VIL	
Released by	marion.gruener@continental-corporation.com	2025-07-21	A AM CSV RD PSHO VIL	
		© Continental AG 1381R41b.HOM.6154.SecurityTarget.pdf		Page 48 of 144



FDP\_ACC.1.1(3:DAT) The TSF shall enforce the [DATA\_SFP<sup>18</sup>] on  
Subjects:

- Human and technical users of the TOE

Objects:

- to VU identification data, MS identification data, calibration mode data, security data and MS audit records as required in Application note 6-5:

Operations

- access to.

Application note 6-5: The assignment in this iteration relates to control over access to VU identification data, MS identification data, External GNSS Facility identification data, calibration data, security data and MS audit records<sup>19</sup>.

#### 6.1.1.3.6. FDP\_ACF – Access control functions (3:DAT)

**FDP\_ACF.1(3:DAT) Security attribute based access control**

Hierarchical to: -

Dependencies: FDP\_ACC.1 Subset access control  
FMT\_MSA.3 Static attribute initialisation

FDP\_ACF.1.1(3:DAT) The TSF shall enforce the [DATA\_SFP] to objects based on the following  
Subjects:

- Human and technical users of the TOE

Objects:

- to VU identification data, MS identification data, calibration mode data, security data and MS audit records as required in Application note 6-5:


FDP\_ACF.1.2(3:DAT) The TSF shall enforce the following rules to determine if an operation among controlled subjects and controlled objects is allowed: [

- vehicle unit identification data is stored by the manufacturer and cannot be modified (except for software version related data, the approval number and the digital map version identifier which may be changed in case of a software update);
- the vehicle unit is able to record and store in its data memory the serial number, approval number and pairing date related to the 20 most recent pairings of motion sensors<sup>20</sup>;

<sup>18</sup>As defined in FDP\_ACC.1(3:DAT) and FDP\_ACF.1(3:DAT)

<sup>19</sup>These data are generated by the Motion Sensor, rather than by the TOE. Hence they represent, from the point of view of the TOE, just a kind of data to be stored.

<sup>20</sup>This shall be done as a minimum on pairing.

public		Date	Department	Signature
Designed by	norbert.koehn@continental-corporation.com	2025-07-21	A AM CSV RD PSHO VIL	
Released by	marion.gruener@continental-corporation.com	2025-07-21	A AM CSV RD PSHO VIL	
		© Continental AG 1381R41b.HOM.6154.SecurityTarget.pdf		Page 49 of 144

- the vehicle unit is able to record and store in its data memory, and prevent unauthorized modification of the serial number, approval number and coupling date related to the 20 most recent coupled external GNSS facilities (if applicable)<sup>21</sup>;
- the vehicle unit is able to record and store in its data memory, and prevent unauthorized modification of known calibration parameters at the moment of activation, and data relevant to the first calibration following activation, the first calibration in the current vehicle, the five most recent calibrations (if several calibrations happen in the same day only the last one of the day shall be saved *only the first and the last one of the day shall be saved*<sup>22</sup>);
- the vehicle unit is able to record and store in its data memory and prevent unauthorized modification of data relevant to the most recent time adjustment and the five largest time adjustments outside the frame of a regular calibration;
- the vehicle unit is able to store and prevent unauthorized modification of the keys and certificates identified in Annex A, managed by the manufacturer;
- the vehicle unit is able to store in its data memory, and prevent unauthorized modification of the name of the manufacturer, address of the manufacturer, part number, serial number, software version number, software version installation date, year of manufacture, approval number and digital map version identifier;
- the vehicle unit is able to record and store in its data memory, and prevent unauthorized modifications of audit records generated by the motion sensor;
- ~~the vehicle unit is able to record and store in its data memory, and prevent unauthorized modifications of audit records generated by the external GNSS facility (if applicable)~~ **Note: not applicable for the TOE.**
- the vehicle unit is able to record and store in its data memory, and prevent unauthorized modification of the digital map used for border crossing monitoring]


FDP\_ACF.1.3(3:DAT) The TSF shall explicitly authorise access of subjects to objects based on the following additional rules: [none].

FDP\_ACF.1.4(3:DAT) The TSF shall explicitly deny access of subjects to objects based on the following additional rules: [

- The TSF shall prevent access to secret cryptographic keys, other than for use by the TSF in its cryptographic operations.]

<sup>21</sup>~~This shall be done as a minimum on coupling.~~

<sup>22</sup>As required by Annex IC [54], req. 119

public		Date	Department	Signature
Designed by	norbert.koehn@continental-corporation.com	2025-07-21	A AM CSV RD PSHO VIL	
Released by	marion.gruener@continental-corporation.com	2025-07-21	A AM CSV RD PSHO VIL	
		© Continental AG	1381R41b.HOM.6154.SecurityTarget.pdf	Page 50 of 144

**6.1.1.3.7. FDP\_ACC – Access control policy (4:UDE)****FDP\_ACC.1(4:UDE) Subset access control**

Hierarchical to: -

Dependencies: FDP\_ACF.1 Security based access control

FDP\_ACC.1.1(4:UDE) The TSF shall enforce the [USER\_DATA\_EXPORT\_SFP<sup>23</sup>] on  
Subjects:

- Human and technical users of the TOE

Objects:

- data exported to a tachograph card that is related to the cardholder for the period of insertion as required in in Application note 6-6:

Operations

- access to.

Application note 6-6: The assignment in this iteration relates to control over access to data exported to a tachograph card that is related to the cardholder for the period of insertion.

**6.1.1.3.8. FDP\_ACF – Access control functions (4:UDE)****FDP\_ACF.1(4:UDE) Security attribute based access control**

Hierarchical to: -

Dependencies: FDP\_ACC.1 Subset access control  
FMT\_MSA.3 Static attribute initialisation

FDP\_ACF.1.1(4:UDE) The TSF shall enforce the [USER\_DATA\_EXPORT\_SFP] to objects based on the following

Subjects:

- Human and technical users of the TOE

Objects:

- data exported to a tachograph card that is related to the cardholder for the period of insertion as required in Application note 6-6:


FDP\_ACF.1.2(4:UDE) The TSF shall enforce the following rules to determine if an operation among controlled subjects and controlled objects is allowed: [

- the vehicle unit shall update data stored on valid driver, workshop, company<sup>24</sup> and control cards with all necessary data relevant to the period while the card is inserted and relevant to the cardholder<sup>25</sup>;

<sup>23</sup>As defined in FDP\_ACC.1(4:UDE) and FDP\_ACF.1(4:UDE)

<sup>24</sup>As required by Annex IC [54]

<sup>25</sup>As defined in FDP\_ACC.1(4:UDE) and FDP\_ACF.1(4:UDE)

<b>public</b>		Date	Department	Signature
Designed by	norbert.koehn@continental-corporation.com	2025-07-21	A AM CSV RD PSHO VIL	
Released by	marion.gruener@continental-corporation.com	2025-07-21	A AM CSV RD PSHO VIL	
		© Continental AG 1381R41b.HOM.6154.SecurityTarget.pdf		Page 51 of 144

- the recording equipment shall update driver activity and places data stored on valid driver and/or workshop cards, with activity and places data manually entered by the cardholder,
- only a controller or a workshop<sup>26</sup> can read remote early detection communication facility data].

FDP\_ACF.1.3(4:UDE) The TSF shall explicitly authorise access of subjects to objects based on the following additional rules: [none]

FDP\_ACF.1.4(4:UDE) The TSF shall explicitly deny access of subjects to objects based on the following additional rules: [

- In operational mode the TOE shall not output to display, printer or external devices any personal identification<sup>27</sup> or card number<sup>28</sup> unless they correspond to an inserted tachograph card;
- In company mode driver related data shall only be output for periods where no lock exists or no other company holds a lock;
- When no card is inserted driver related data shall be output relating only to the current and previous 8 calendar days].

#### 6.1.1.3.9. FDP\_ACC – Access control policy (5:IS)

##### FDP\_ACC.1(5:IS) Subset access control

Hierarchical to: -

Dependencies: FDP\_ACF.1 Security based access control

FDP\_ACC.1.1(5:IS) The TSF shall enforce the [INPUT\_SOURCES\_SFP<sup>29</sup>] on Subjects:

- *the TOE*

Objects:

- *vehicle motion data*
- *VU's real time clock data*
- *Recording equipment calibration parameters*
- *Tachograph card data*
- *User inputs*
- *Operations*
- *use of data – only from a valid source.*
- *Prevention of acceptance as executable code*

<sup>26</sup>As required by Annex IC [54]

<sup>27</sup>Personal identification (surname and first name) shall be blanked.

<sup>28</sup>Card number shall be partially blanked (every odd character).

<sup>29</sup>As defined in FDP\_ACC.1(5:IS) and FDP\_ACF.1(5:IS)

<b>public</b>		Date	Department	Signature
Designed by	norbert.koehn@continental-corporation.com	2025-07-21	A AM CSV RD PSHO VIL	
Released by	marion.gruener@continental-corporation.com	2025-07-21	A AM CSV RD PSHO VIL	
		© Continental AG 1381R41b.HOM.6154.SecurityTarget.pdf		Page 52 of 144

*Application note 6-7: The assignment in this iteration relates to control over use of data only from a valid source. This covers vehicle motion data, the VU's real time clock, recording equipment calibration parameters, tachograph cards and user inputs. It also covers prevention of external inputs being accepted as executable code.*

#### 6.1.1.3.10. FDP\_ACF – Access control functions (5:IS)

##### FDP\_ACF.1(5:IS) Security attribute based access control

Hierarchical to: -

Dependencies: FDP\_ACC.1 Subset access control  
FMT\_MSA.3 Static attribute initialisation

FDP\_ACF.1.1(5:IS) The TSF shall enforce the [INPUT\_SOURCES\_SFP] to objects based on the following

*Subjects:*

- the TOE

*Objects:*

- vehicle motion data
- VU's real time clock data
- Recording equipment calibration parameters
- Tachograph card data

*User Inputs*


FDP\_ACF.1.2(5:IS) The TSF shall enforce the following rules to determine if an operation among controlled subjects and controlled objects is allowed: [

- the vehicle unit shall ensure that data related to vehicle motion, GNSS signals, the real-time clock, recording equipment calibration parameters, tachograph cards and user's inputs may only be processed from the right input sources]

FDP\_ACF.1.3(5:IS) The TSF shall explicitly authorise access of subjects to objects based on the following additional rules: [none].

FDP\_ACF.1.4(5:IS) The TSF shall explicitly deny access of subjects to objects based on the following additional rules: [

- inputs from external sources shall not be accepted as executable code]

public		Date	Department	Signature
Designed by	norbert.koehn@continental-corporation.com	2025-07-21	A AM CSV RD PSHO VIL	
Released by	marion.gruener@continental-corporation.com	2025-07-21	A AM CSV RD PSHO VIL	
		© Continental AG 1381R41b.HOM.6154.SecurityTarget.pdf		Page 53 of 144

**6.1.1.3.11. FDP\_ACC – Access control policy (6:SWU)****FDP\_ACC.1(6:SWU) Subset access control**

Hierarchical to: -

Dependencies: FDP\_ACF.1 Security based access control

FDP\_ACC.1.1(6:SWU) The TSF shall enforce the SW-UPDATE\_SFP on  
Subjects:

- the TOE

Objects:

- update file data

- Operations

- use of data – only from a valid source.

**6.1.1.3.12. FDP\_ACF – Access control functions (6:SWU)****FDP\_ACF.1(6:SWU) Security attribute based access control**

Hierarchical to: -

Dependencies: FDP\_ACC.1 Subset access control  
FMT\_MSA.3 Static attribute initialisation

FDP\_ACF.1.1(6:SWU) The TSF shall enforce the [SW-UPDATE\_SFP] to objects based on the following  
Subjects:

- the TOE

Objects:


- update file data

FDP\_ACF.1.2(6:SWU) The TSF shall enforce the following rules to determine if an operation among controlled subjects and controlled objects is allowed: rules as defined by FDP\_ITC.2.

FDP\_ACF.1.3(6:SWU) The TSF shall explicitly authorise access of subjects to objects based on the following additional rules: none.

FDP\_ACF.1.4(6:SWU) The TSF shall explicitly deny access of subjects to objects based on the following additional rule: all data not recognized as an authentic SW-Update.

*Application note 6-8: These iterations were added by the ST Author to define the SFR for access, authenticity and integrity of the SW-Update.*

<b>public</b>		Date	Department	Signature
Designed by	norbert.koehn@continental-corporation.com	2025-07-21	A AM CSV RD PSHO VIL	
Released by	marion.gruener@continental-corporation.com	2025-07-21	A AM CSV RD PSHO VIL	
		© Continental AG 1381R41b.HOM.6154.SecurityTarget.pdf		Page 54 of 144

**6.1.1.3.13. FDP\_ETC – Export from the TOE****FDP\_ETC.2 Export of user data with security attributes**

Hierarchical to: -

Dependencies: [FDP\_ACC.1 Subset access control or  
FDP\_ITC.1 Subset information flow control]


- FDP\_ETC.2.1 The TSF shall enforce the [USER\_DATA\_EXPORT\_SFP] when exporting user data, controlled under the SFP(s), outside of the TOE.
- FDP\_ETC.2.2 The TSF shall export the user data with the user data's associated security attributes.
- FDP\_ETC.2.3 The TSF shall ensure that the security attributes, when exported outside the TOE, are unambiguously associated with the exported user data.
- FDP\_ETC.2.4 The TSF shall enforce the following rules when user data is exported from the TOE: [
- tachograph cards data update shall be such that, when needed and taking into account card actual storage capacity, most recent data replace oldest data;
  - the vehicle unit shall export data to tachograph cards with associated security attributes such that the card will be able to verify its integrity and authenticity;
  - the vehicle unit shall download data to external storage media with associated security attributes such that downloaded data integrity and authenticity can be verified].

**6.1.1.3.14. FDP\_ITC – Import from outside of the TOE****FDP\_ITC.1 Import of user data without security attributes**

Hierarchical to: -

Dependencies: [FDP\_ACC.1 Subset access control or  
FDP\_IFC.1 Subset information flow control]  
FMT\_MSA.3 Static attribute initialisation

- FDP\_ITC.1.1 The TSF shall enforce the [INPUT\_SOURCES\_SFP] when importing user data, controlled under the SFP, from outside of the TOE.
- FDP\_ITC.1.2 The TSF shall ignore any security attributes associated with the user data when imported from outside the TOE.
- FDP\_ITC.1.3 The TSF shall enforce the following rules when importing user data controlled under the SFP from outside the TOE: [
- the vehicle unit shall ensure that data related to recording equipment calibration parameters, human user's inputs and GNSS data may only be processed from the right input sources].

<b>public</b>		Date	Department	Signature
Designed by	norbert.koehn@continental-corporation.com	2025-07-21	A AM CSV RD PSHO VIL	
Released by	marion.gruener@continental-corporation.com	2025-07-21	A AM CSV RD PSHO VIL	
		© Continental AG 1381R41b.HOM.6154.SecurityTarget.pdf		Page 55 of 144


**FDP\_ITC.2****Import of user data with security attributes**

Hierarchical to: -

Dependencies: [FDP\_ACC.1 Subset access control or  
FDP\_IFC.1 Subset information flow control]  
[FTP\_ITC.1 Inter-TSF trusted channel or  
FTP\_TRP.1 Trusted path]  
FPT\_TDC.1 Inter TSF basic TSF data consistency

- FDP\_ITC.2.1 The TSF shall enforce the [INPUT\_SOURCES\_SFP] when importing user data, controlled under the SFP, from outside of the TOE.
- FDP\_ITC.2.2 The TSF shall use the security attributes associated with the imported user data.
- FDP\_ITC.2.3 The TSF shall ensure that the protocol used provides for the unambiguous association between the security attributes and the user data received.
- FDP\_ITC.2.4 The TSF shall ensure that interpretation of the security attributes of the imported user data is as intended by the source of the user data.
- FDP\_ITC.2.5 The TSF shall enforce the following rules when importing user data controlled under the SFP from outside the TOE: [
- the vehicle unit shall ensure that data related to vehicle motion, tachograph cards and external GNSS facility (if applicable) may only be processed from the right input sources;
  - the vehicle unit shall verify the integrity and authenticity of motion data and audit data imported from the motion sensor;
  - upon detection of a motion data integrity or authenticity error the TOE shall generate an audit record, and continue to use the imported data;
  - the vehicle unit shall verify the integrity and authenticity of data imported from tachograph cards;
  - upon detection of a card data integrity or authenticity error the TOE shall generate an audit record, and not use the data;
  - the vehicle unit shall verify the integrity and authenticity of data imported from the external GNSS facility (if applicable);
  - upon detection of an external GNSS facility data integrity or authenticity error the TOE shall generate an audit record, and not use the data;
  - inputs from external sources shall not be accepted as executable code;
  - software updates shall be verified by cryptographic security attribute before being implemented].

*Application note 6-9: Software update is a mandatory function of the vehicle unit, as per Annex 1C [54]. Updating the stored digital map belongs to this function.*

<b>public</b>		Date	Department	Signature
Designed by	norbert.koehn@continental-corporation.com	2025-07-21	A AM CSV RD PSHO VIL	
Released by	marion.gruener@continental-corporation.com	2025-07-21	A AM CSV RD PSHO VIL	
		© Continental AG 1381R41b.HOM.6154.SecurityTarget.pdf		Page 56 of 144



**6.1.1.3.15. FDP\_ITT – Internal TOE transfer****FDP\_ITT.1 Basic internal transfer protection***Hierarchical to:* -*Dependencies:* -

*FDP\_ITT.1.1 The TSF shall enforce the [DATA\_SFP] to prevent [modification] of user data when it is transmitted between physically separated parts of the TOE.*


**6.1.1.3.16. FDP\_RIP – Residual information protection****FDP\_RIP.1 Subset residual information protection***Hierarchical to:* -*Dependencies:* -

*FDP\_RIP.1.1 The TSF shall ensure that any previous information content of a **temporarily stored** resource is made unavailable upon the deallocation of the resource from the following objects: [*

- Temporarily stored cryptographic keys that are listed in Table A-1, Table A-2, Table A-4 and Table A-5;*
- PIN: the verification value of the workshop card PIN temporarily stored in the TOE during its calibration (at most by the end of the calibration phase);*
- [transport key software update TK (at most by the end of the software update)]*

*Application note 6-10: The component FDP\_RIP.1 concerns in this ST only the temporarily stored (e.g. in RAM) instantiations of objects in question. In contrast, the component FCS\_CKM.4(1) / FCS\_CKM.4(2) relates to any instantiation of cryptographic keys, independent of whether it is of temporary or permanent nature. Making the permanently stored instantiations of the keys in Annex A – Key & Certificate Tables are marked as having to be made unavailable at decommissioning the TOE is a matter of the related organisational policy.*

*Application note 6-11: The functional family FDP\_RIP possesses such a general character, so that it is applicable not only to user data (as assumed by the class FDP), but also to TSF-data. Applied to cryptographic keys, FDP\_RIP.1 requires a quality metric ('any previous information content of a resource is made unavailable') for key destruction in addition to FCS\_CKM.4(1) / FCS\_CKM.4(2) that merely requires a fact of key destruction according to a method/standard.*

<b>public</b>		Date	Department	Signature
Designed by	norbert.koehn@continental-corporation.com	2025-07-21	A AM CSV RD PSHO VIL	
Released by	marion.gruener@continental-corporation.com	2025-07-21	A AM CSV RD PSHO VIL	
		© Continental AG 1381R41b.HOM.6154.SecurityTarget.pdf		Page 57 of 144

### 6.1.1.3.17. FDP\_SDI — Stored data integrity

#### FDP\_SDI.2(1) Stored data integrity monitoring and action

Hierarchical to: FDP\_SDI.1 Stored data integrity monitoring

Dependencies: -

FDP\_SDI.2.1(1) The TSF shall monitor user data stored in **the TOE's data memory** for [integrity errors] ~~on all objects, based on the following attributes: [assignment: user data attributes].~~

FDP\_SDI.2.2(1) Upon detection of a data integrity error, the TSF shall [generate an audit record].

#### FDP\_SDI.2(2) Stored data integrity monitoring and action

Hierarchical to: FDP\_SDI.1 Stored data integrity monitoring

Dependencies: -

FDP\_SDI.2.1(2) The TSF shall monitor user data stored in **the TOE's data memory** for [inconsistency between motion data and GNSS data, [assignment: no other motion data integrity errors]] ~~on all objects, based on the following attributes [vehicle speed]~~.

FDP\_SDI.2.2(2) Upon detection of a data integrity error, the TSF shall [generate an audit record].

#### FDP\_SDI.2(3) Stored data integrity monitoring and action

Hierarchical to: FDP\_SDI.1 Stored data integrity monitoring

Dependencies: -

FDP\_SDI.2.1(3) The TSF shall monitor user data stored in **the TOE's data memory** for [inconsistency between motion data and stored driver activity data, [assignment: no other motion data integrity errors]] ~~on all objects, based on the following attributes [vehicle speed]~~.

FDP\_SDI.2.2(3) Upon detection of a data integrity error, the TSF shall [generate an audit record].

Application note 6-12: Driver activity data are specified in [54] Annex 1C, Section 3.12.4.

### 6.1.1.4. Class FIA: Identification and Authentication


#### 6.1.1.4.1. FIA\_AFL — Authentication failures

#### FIA\_AFL.1(1:TCL) Authentication failure handling

Hierarchical to: -

Dependencies: FIA\_UAU.1 Timing of authentication

FIA\_AFL.1.1(1:TCL) The TSF shall detect when [5] unsuccessful authentication attempts occur related to [local tachograph card authentication].

public		Date	Department	Signature
Designed by	norbert.koehn@continental-corporation.com	2025-07-21	A AM CSV RD PSHO VIL	
Released by	marion.gruener@continental-corporation.com	2025-07-21	A AM CSV RD PSHO VIL	
		© Continental AG	1381R41b.HOM.6154.SecurityTarget.pdf	Page 58 of 144

- FIA\_AFL.1.2(1:TCL) When the defined number of unsuccessful authentication attempts has been [surpassed], the TSF shall [
- a) generate an audit record of the event,
  - b) warn the human user,
  - c) assume the human user to be an unknown user and the card to be non-valid].

*Application note 6-13: A vehicle unit has to perform a mutual authentication procedure with a company card independent of whether this card is connected locally or remotely. Therefore, the functional security requirements concerning identification and authentication of the company card are independent of the physical card location. The only difference is in the required reaction to an unsuccessful authentication attempt.*

#### **FIA\_AFL.1(2:TCR) Authentication failure handling**

Hierarchical to: -

Dependencies: FIA\_UAU.1 Timing of authentication

- FIA\_AFL.1.1(2:TCR) The TSF shall detect when [5] unsuccessful authentication attempts occur related to [remote tachograph company card authentication].

- FIA\_AFL.1.2(2:TCR) When the defined number of unsuccessful authentication attempts has been [surpassed], the TSF shall [warn the remotely connected company].

*Application note 6-14: FIA\_AFL.1(2:TCR) is only applicable if the TOE provides a remote download facility (see Annex 1C [54], paragraph 193).*

#### **FIA\_AFL.1(3:MS) Authentication failure handling**


Hierarchical to: -

Dependencies: FIA\_UAU.1 Timing of authentication

- FIA\_AFL.1.1(3:MS) The TSF shall detect when [1] unsuccessful authentication attempts occur related to [motion sensor authentication], **while not in calibration mode.**

- FIA\_AFL.1.2(3:MS) When the defined number of unsuccessful authentication attempts has been [surpassed], the TSF shall [
- a) generate an audit record of the event,
  - b) warn the user,
  - c) continue to accept and use non secured motion data sent by the motion sensor].

*Application note 6-15: The positive integer number expected in FIA\_AFL.1.1(3:MS) and ~~FIA\_AFL.1.1(4:EGF)~~ shall be  $\leq 3$  outside the calibration mode.*

<b>public</b>		Date	Department	Signature
Designed by	norbert.koehn@continental-corporation.com	2025-07-21	A AM CSV RD PSHO VIL	
Released by	marion.gruener@continental-corporation.com	2025-07-21	A AM CSV RD PSHO VIL	
		© Continental AG 1381R41b.HOM.6154.SecurityTarget.pdf		Page 59 of 144

**FIA\_AFL.1(4:EGF) Authentication failure handling**

*Hierarchical to:* -

*Dependencies:* FIA\_UAU.1 *Timing of authentication*

FIA\_AFL.1.1(4:EGF) The TSF shall detect when [assignment: integer number] unsuccessful authentication attempts occur related to [external GNSS facility authentication].

FIA\_AFL.1.2(4:EGF) When the defined number of unsuccessful authentication attempts has been [surpassed], the TSF shall [generate an audit record of the event].

*Application note 6-16:* Not applicable for the TOE, because the TOE is equipped with an internal GNSS receiver.

**6.1.1.4.2. FIA\_ATD – User attribute definition****FIA\_ATD.1(1:TC) User attribute definition**


*Hierarchical to:* -

*Dependencies:* -

FIA\_ATD.1.1(1:TC) The TSF shall maintain the following list of security attributes belonging to individual users **tachograph cards**:

- a) User group:
  - i) Driver (driver card)
  - ii) Controller (control card,
  - iii) Workshop (workshop card),
  - iv) Company (company card),
  - v) Unknown (no card inserted);
- b) User ID:
  - i) The card issuing member state code and the card number,
  - ii) Unknown if the user group is Unknown].

*Application note 6-17:* For further details see Annex IC [54], section 3.12.13 and Appendix 1 2.73 and 2.74.

<b>public</b>		Date	Department	Signature
Designed by	norbert.koehn@continental-corporation.com	2025-07-21	A AM CSV RD PSHO VIL	
Released by	marion.gruener@continental-corporation.com	2025-07-21	A AM CSV RD PSHO VIL	
		© Continental AG 1381R41b.HOM.6154.SecurityTarget.pdf		Page 60 of 144

**6.1.1.4.3. FIA\_UAU — User authentication****FIA\_UAU.3 Unforgeable authentication**

Hierarchical to: -

Dependencies: -

FIA\_UAU.3.1 The TSF shall [detect and prevent] use of authentication data that has been forged by any user of the TSF.

FIA\_UAU.3.2 The TSF shall [detect and prevent] use of authentication data that has been copied from any other user of the TSF.

*Application note 6-18: This requirement relates to the motion sensor, tachograph cards, management device and, if applicable, the external GNSS facility.*

**FIA\_UAU.5 Multiple authentication mechanisms**

Hierarchical to: -

Dependencies: -

FIA\_UAU.5.1 The TSF shall provide [authentication using the methods described in Annex IC [54], Appendix 11, Chapter 10 (certificate chain authentication and PIN)] to support user authentication.

FIA\_UAU.5.2 The TSF shall authenticate any user's claimed identity according to the [rule: if the card is a workshop card then authentication using both certificate chain authentication and a PIN of at least 4 digits is required].


*Application note 6-19: FIA\_UAU.5 applies only to authentication using a workshop card, where a PIN is required.*

**FIA\_UAU.6 Re-authenticating**

Hierarchical to: -

Dependencies: -

FIA\_UAU.6.1 The TSF shall re-authenticate the user **tachograph card** under the conditions [at power supply recovery, when the secure messaging session is aborted as described in Annex 1C [54], Appendix 11 [assignment: *no list of other conditions where re-authentication is required*]].

<b>public</b>		Date	Department	Signature
Designed by	norbert.koehn@continental-corporation.com	2025-07-21	A AM CSV RD PSHO VIL	
Released by	marion.gruener@continental-corporation.com	2025-07-21	A AM CSV RD PSHO VIL	
		© Continental AG 1381R41b.HOM.6154.SecurityTarget.pdf		Page 61 of 144

**6.1.1.4. FIA\_UID — User identification****FIA\_UID.2 User identification before any action**

Hierarchical to: FIA\_UID.1: Timing of identification

Dependencies: -

FIA\_UID.2.1 The TSF shall require each user to be successfully identified before allowing any TSF-mediated actions on behalf of that user.

**6.1.1.5. Class FMT: Security Management****6.1.1.5.1. FMT\_MSA — Management of security attributes****FMT\_MSA.1 Management of security attributes**

Hierarchical to: -

Dependencies: [FDP\_ACC.1: Subset access control or  
FDP\_IFC.1: Subset information flow control]  
FMT\_SMR.1: security roles  
FMT\_SMF.1: specification of management functions

FMT\_MSA.1.1 The TSF shall enforce the [FUNCTION\_SFP] to restrict the ability to [change default] the security attributes [User Group, User ID] to [nobody].

**FMT\_MSA.3(1:FIL) Static attribute initialisation**

Hierarchical to: -

Dependencies: FMT\_MSA.1: Management of security attributes// FMT\_SMR.1: security roles

FMT\_MSA.3.1(1:FIL) The TSF shall enforce the [FILE\_STRUCTURE\_SFP] ~~FILE\_STRUCTURE\_FUNCTION\_SFP~~ to provide [restrictive] default values for security attributes that are used to enforce the SFP.

FMT\_MSA.3.2(1:FIL) The TSF shall allow [nobody] to specify alternative initial values to override the default values when an object or information is created.

*Application note 6-20: Since no FILE\_STRUCTURE\_FUCTION\_SFP exists, the ST author assumes an error in the PP. The ST author assumes that the correct name of the SFP is FILE\_STRUCTURE\_SFP.*

**FMT\_MSA.3(2:FUN) Static attribute initialisation**

Hierarchical to: -

Dependencies: FMT\_MSA.1: Management of security attributes  
FMT\_SMR.1: security roles

FMT\_MSA.3.1(2:FUN) The TSF shall enforce the [FUNCTION\_SFP] to provide [restrictive] default values for security attributes that are used to enforce the SFP.

<b>public</b>		Date	Department	Signature
Designed by	norbert.koehn@continental-corporation.com	2025-07-21	A AM CSV RD PSHO VIL	
Released by	marion.gruener@continental-corporation.com	2025-07-21	A AM CSV RD PSHO VIL	
		© Continental AG 1381R41b.HOM.6154.SecurityTarget.pdf		Page 62 of 144

FMT\_MSA.3.2(2:FUN) The TSF shall allow [nobody] to specify alternative initial values to override the default values when an object or information is created.

#### **FMT\_MSA.3(3:DAT) Static attribute initialisation**

Hierarchical to: -

Dependencies: FMT\_MSA.1: Management of security attributes  
FMT\_SMR.1: security roles

FMT\_MSA.3.1(3:DAT) The TSF shall enforce the [DATA\_SFP] to provide [restrictive] default values for security attributes that are used to enforce the SFP.

FMT\_MSA.3.2(3:DAT) The TSF shall allow [nobody] to specify alternative initial values to override the default values when an object or information is created.

#### **FMT\_MSA.3(4:UDE) Static attribute initialisation**

Hierarchical to: -

Dependencies: FMT\_MSA.1: Management of security attributes  
FMT\_SMR.1: security roles

FMT\_MSA.3.1(4:UDE) The TSF shall enforce the [USER\_DATA\_EXPORT\_SFP] to provide [restrictive] default values for security attributes that are used to enforce the SFP.

FMT\_MSA.3.2(4:UDE) The TSF shall allow [nobody] to specify alternative initial values to override the default values when an object or information is created.

#### **FMT\_MSA.3(5:IS) Static attribute initialisation**

Hierarchical to: -

Dependencies: FMT\_MSA.1: Management of security attributes  
FMT\_SMR.1: security roles

FMT\_MSA.3.1(5:IS) The TSF shall enforce the [INPUT\_SOURCES\_SFP] to provide [restrictive] default values for security attributes that are used to enforce the SFP.

FMT\_MSA.3.2(5:IS) The TSF shall allow [nobody] to specify alternative initial values to override the default values when an object or information is created.

#### **FMT\_MSA.3(6:SWU) Static attribute initialisation**

Hierarchical to: -

Dependencies: FMT\_MSA.1: Management of security attributes  
FMT\_SMR.1: security roles

FMT\_MSA.3.1(6:SWU) The TSF shall enforce the [SW-UPDATE\_SFP] to provide [restrictive] default values for security attributes that are used to enforce the SFP.

<b>public</b>		Date	Department	Signature
Designed by	norbert.koehn@continental-corporation.com	2025-07-21	A AM CSV RD PSHO VIL	
Released by	marion.gruener@continental-corporation.com	2025-07-21	A AM CSV RD PSHO VIL	
		© Continental AG 1381R41b.HOM.6154.SecurityTarget.pdf		Page 63 of 144

FMT\_MSA.3.2(6:SWU) The TSF shall allow [nobody] to specify alternative initial values to override the default values when an object or information is created.

*Application note 6-21: This iteration was added by the ST Author to define the SFR for static attribute initialisation during SW-Update.*

#### 6.1.1.5.2. FMT\_MOF — Management of functions in TSF

##### **FMT\_MOF.1(1) Management of security functions behaviour**

Hierarchical to: -

Dependencies: FMT\_SMR.1: Security roles  
FMT\_SMF.1: Specification of managements functions

FMT\_MOF.1.1(1) The TSF shall restrict the ability to [enable] the functions [all commands, actions or test points, specific to the testing needs of the manufacturing phase of the VU] to [nobody].

##### **FMT\_MOF.1(2) Management of security functions behaviour**

Hierarchical to: -

Dependencies: FMT\_SMR.1: Security roles  
FMT\_SMF.1: Specification of managements functions

FMT\_MOF.1.1(2) - The TSF shall restrict the ability to [enable] the functions [calibration] to [workshop].

*Application note 6-22: The calibration mode functions include the deactivation of the TOE's ability to use first generation tachograph cards.*

##### **FMT\_MOF.1(3) Management of security functions behaviour**

Hierarchical to: -

Dependencies: FMT\_SMR.1: Security roles  
FMT\_SMF.1: Specification of managements functions

FMT\_MOF.1.1(3) The TSF shall restrict the ability to [enable] the functions [manage company locks] to [company].

##### **FMT\_MOF.1(4) Management of security functions behaviour**

Hierarchical to: -

Dependencies: FMT\_SMR.1: Security roles  
FMT\_SMF.1: Specification of managements functions

FMT\_MOF.1.1(4) The TSF shall restrict the ability to [enable] the functions [performing control activities] to [controller].

<b>public</b>		Date	Department	Signature
Designed by	norbert.koehn@continental-corporation.com	2025-07-21	A AM CSV RD PSHO VIL	
Released by	marion.gruener@continental-corporation.com	2025-07-21	A AM CSV RD PSHO VIL	
		© Continental AG 1381R41b.HOM.6154.SecurityTarget.pdf		Page 64 of 144



**FMT\_MOF.1(5) Management of security functions behaviour**

Hierarchical to: -

Dependencies: FMT\_SMR.1: Security roles  
FMT\_SMF.1: Specification of managements functions

FMT\_MOF.1.1(5) The TSF shall restrict the ability to [enable] the functions [downloading when VU is in operational mode] to [remotely authenticated company (if applicable), or driver (downloading driver card with no other card inserted)].

**6.1.1.5.3. FMT\_MTD – Management of TSF data****FMT\_MTD.1 Management of TSF data**

Hierarchical to: -

Dependencies: FMT\_SMR.1: Security management roles  
FMT\_SMF.1: Specification of management functions

FMT\_MTD.1.1 The TSF shall restrict the ability to [manually change] the [clock time] to [workshop (calibration mode)].


**6.1.1.5.4. FMT\_SMF – Specification of Management Functions****FMT\_SMF.1 Specification of Management Functions**

Hierarchical to: -

Dependencies: -

FMT\_SMF.1.1 The TSF shall be capable of performing the following management functions: [

- Calibration (workshop card inserted);
- Time adjustment (workshop card inserted);
- Company locks management (company card inserted);
- Performance of control activities (control card inserted);
- VU data downloading to external media (control, workshop or company card inserted)].

<b>public</b>		Date	Department	Signature
Designed by	norbert.koehn@continental-corporation.com	2025-07-21	A AM CSV RD PSHO VIL	
Released by	marion.gruener@continental-corporation.com	2025-07-21	A AM CSV RD PSHO VIL	
		© Continental AG 1381R41b.HOM.6154.SecurityTarget.pdf		Page 65 of 144

### 6.1.1.5.5. FMT\_SMR — Security management roles


<b>FMT_SMR.1</b>	<b>Security management roles</b>
	Hierarchical to: -
	Dependencies: FIA_UID.1: Timing of identification
FMT_SMR.1.1	The TSF shall maintain the roles [ <ul style="list-style-type: none"> <li>a) <u>Driver (driver card),</u></li> <li>b) <u>Controller (control card),</u></li> <li>c) <u>Workshop (workshop card),</u></li> <li>d) <u>Company (company card),</u></li> <li>e) <u>Unknown (no card inserted),</u></li> <li>f) <u>Motion sensor,</u></li> <li>g) <u><del>External GNSS facility (if applicable),</del></u></li> <li>h) <u>Intelligent dedicated equipment]</u></li> </ul>
FMT_SMR.1.2	The TSF shall be able to associate users with roles.

### 6.1.1.6. Class FPT: Protection of the TSF

#### 6.1.1.6.1. FPT\_FLS — Fail secure

<b>FPT_FLS.1</b>	<b>Failure with preservation of secure state</b>
	Hierarchical to: -
	Dependencies: -
FPT_FLS.1.1	The TSF shall preserve a secure state <sup>30</sup> when the following types of failures occur: [ <ul style="list-style-type: none"> <li>a) <u>Detection of an internal fault;</u></li> <li>b) <u>Deviation from the specified values of the power supply;</u></li> <li>c) <u>Transaction stopped before completion;</u></li> <li>d) <u>Any other reset condition].</u></li> </ul>

<sup>30</sup> A secure state is defined in CC as a state in which the TSF data are consistent and the TSF continues correct enforcement of the SFRs.

<b>public</b>		Date	Department	Signature
Designed by	norbert.koehn@continental-corporation.com	2025-07-21	A AM CSV RD PSHO VIL	
Released by	marion.gruener@continental-corporation.com	2025-07-21	A AM CSV RD PSHO VIL	
	© Continental AG	1381R41b.HOM.6154.SecurityTarget.pdf		Page 66 of 144

**6.1.1.6.2. FPT\_PHP — TSF physical protection****FPT\_PHP.2 Notification of physical attack**

Hierarchical to: FPT\_PHP.1: Passive detection of physical attack

Dependencies: FMT\_MOF.1: Management of security functions behaviour

FPT\_PHP.2.1 The TSF shall provide unambiguous detection of physical tampering that might compromise the TSF.

FPT\_PHP.2.2 The TSF shall provide the capability to determine whether physical tampering with the TSF's devices or TSF's elements has occurred.

FPT\_PHP.2.3 For [power supply] the TSF shall monitor the devices and elements and notify [the human user] when physical tampering with the TSF's devices or TSF's elements has occurred.

*Application note 6-23: In FPT\_PHP.2.3 physical tampering means deviation from the specified values of electrical inputs to the power supply, including cut-off. Data stored into the TOE data memory shall not be affected by an external power supply cut-off of less than twelve months in type approval conditions.*

*Application note 6-24: If the TOE is designed so that it can be opened, the TOE shall detect any case opening, except in calibration mode, even without external power supply for a minimum of six months. In such a case, the TOE shall generate an audit record (it is acceptable that the audit record is generated and stored after power supply reconnection). If the TOE is designed so that it cannot be opened, it shall be designed such that physical tampering attempts can be easily detected (e.g. through visual inspection).  
The TOE is designed so that it cannot be opened. Physical tampering attempts are easily detectable i.e. through visual inspection of secure seals. The secure seals are conformant to security level 1 of BSI-TL03415 [317].  
 After its activation, the TOE shall detect specified hardware sabotage (details to be provided by the ST author: none).*

**FPT\_PHP.3 Resistance to physical attack**

Hierarchical to: -

Dependencies: -

FPT\_PHP.3.1 The TSF shall resist [physical tampering attacks] to the [TSF software and TSF data once implemented in the TOE] by responding automatically such that the SFRs are always enforced.

<b>public</b>		Date	Department	Signature
Designed by	norbert.koehn@continental-corporation.com	2025-07-21	A AM CSV RD PSHO VIL	
Released by	marion.gruener@continental-corporation.com	2025-07-21	A AM CSV RD PSHO VIL	
		© Continental AG 1381R41b.HOM.6154.SecurityTarget.pdf		Page 67 of 144

**6.1.1.6.3. FPT\_STM — Time stamps****FPT\_STM.1      Reliable time stamps**

Hierarchical to: -

Dependencies: -

FPT\_STM.1.1      The TSF shall be able to provide reliable time stamps.

*Application note 6-25: Time stamps are derived from the internal clock of the vehicle unit. Requirements on time measurement and time adjustment are defined in Annex IC [54], Chapter 2, Sections 3.3 and 3.23.*

**6.1.1.6.4. FPT\_TST — TSF self test****FPT\_TST.1      TSF testing**

Hierarchical to: -

Dependencies: -

FPT\_TST.1.1      The TSF shall run a suite of self-tests ([during initial start-up, periodically during normal operation and at the request of an operator/External equipment] to demonstrate the correct operation of [data memory, card interface devices, remote early detection communication facility, link to external GNSS facility (if applicable), link to motion sensor, link to IDE for data downloading].

FPT\_TST.1.2      The TSF shall provide authorised users with the capability to verify the integrity of [data memory].

FPT\_TST.1.3      The TSF shall provide authorised users with the capability to verify the integrity of [TSF software, ~~the GNSS receiver software~~, software implementing functions specified in [5] Annex 1C, Chapter 3].

*Application note 6-26: If the facility to provide a link to an external GNSS is not provided by the TOE, then this may be omitted from FPT\_TST.1.1 and FPT\_TST.1.3 in the ST.*


*Application note 6-27: Self-test of the link to IDE for data downloading required by FPT\_TST.1 need only be carried out during downloading.*

**6.1.1.7. Class FTP: Trusted path/channels****6.1.1.7.1. FPT\_ITC — Inter-TSF trusted channel****FTP\_ITC.1(1:MS)      Inter-TSF trusted channel (1:MS)**

Hierarchical to: -

Dependencies: -

FTP\_ITC.1.1(1:MS)      The TSF shall provide a communications channel between itself and another trusted IT product **the motion sensor** that is logically distinct from other communication channels and provides assured identification of its end points and protection of the channel data from modification or disclosure.

<b>public</b>		Date	Department	Signature
Designed by	norbert.koehn@continental-corporation.com	2025-07-21	A AM CSV RD PSHO VIL	
Released by	marion.gruener@continental-corporation.com	2025-07-21	A AM CSV RD PSHO VIL	
		© Continental AG      1381R41b.HOM.6154.SecurityTarget.pdf		Page 68 of 144

FTP_ITC.1.2(1:MS)	The TSF shall permit [the TSF] to initiate communication via the trusted channel.
FTP_ITC.1.3(1:MS)	The TSF shall initiate communication via the trusted channel for [all data exchange <sup>31</sup> ]

*Application note 6-28: Details of the communication channel can be found in Annex IC [54], Appendix 11, Chapter 12.*

## 6.1.2. Security functional requirements for external communications (2<sup>nd</sup> Generation)

The security functional requirements in this section are required to support communications specifically with 2<sup>nd</sup> generation tachograph cards, 2<sup>nd</sup> generation motion sensors, ~~external GNSS facilities (if applicable)~~ and remote early detection communication readers.

### 6.1.2.1. Class FCS Cryptographic support

#### 6.1.2.1.1. FCS\_CKM -- Cryptographic key management

##### FCS\_CKM.1(1) Cryptographic key generation

Hierarchical to: -

Dependencies: [FCS\_CKM.2: Cryptographic key distribution or  
FCS\_COP.1: Cryptographic operation]  
FCS\_CKM.4: Cryptographic key destruction

FCS\_CKM.1.1(1) The TSF shall generate keys in accordance with a specified key generation algorithm [RSA: rsagen1 (PKCS v2.1 RFC3447 [308]; Elliptic Curve EC: specified in ANSI X9.62- 2005 [319] and ISO/IEC 15946-1:2002 [318]] and specified cryptographic key sizes [for the keys indicated in Table A-4 and Table A-5 as being generated by the TOE the key sizes required by Annex 1C [54], Appendix 11, Part B of those keys] that meet the following: [Reference [316] predefined RNG class [PTG.3]].

*Application note 6-29: The ST author selects one of the permitted predefined RNG classes from [316], and completes the operations in FCS\_CKM.1(1) and FCS\_RNG.1 as required. The permitted RNG classes are included in Annex B.*


*Application note 6-30: The function FCS\_RNG.1/HPRG from the underlying platform (see [300] ) is used.*

##### FCS\_CKM.2(1) Cryptographic key distribution

Hierarchical to: -

Dependencies: FDP\_ITC.1: Import of user data without security attributes or  
FDP\_ITC.2: Import of user data with security attributes or  
FCS\_CKM.1: Cryptographic key generation],  
FCS\_CKM.4: Cryptographic key destruction

<sup>31</sup>A trusted channel is not required for motion pulses

public		Date	Department	Signature
Designed by	norbert.koehn@continental-corporation.com	2025-07-21	A AM CSV RD PSHO VIL	
Released by	marion.gruener@continental-corporation.com	2025-07-21	A AM CSV RD PSHO VIL	
		© Continental AG 1381R41b.HOM.6154.SecurityTarget.pdf		Page 69 of 144

FCS\_CKM.2.1(1) The TSF shall distribute cryptographic keys in accordance with a specified key distribution method [secure messaging AES session key agreement as specified in Annex 1C [54], Appendix 11, Part B] that meets the following [Annex 1C [54], Appendix 11, Part B].

*Application note 6-31: FCS\_CKM.1(1) and FCS\_CKM.2(1) relate to AES session key agreement with the motion sensor, tachograph cards, and external GNSS facility (if applicable).*

#### FCS\_CKM.4(1) Cryptographic key destruction

Hierarchical to: -

Dependencies: FDP\_ITC.1: Import of user data without security attributes or  
FDP\_ITC.2: Import of user data with security attributes or  
FCS\_CKM.1: Cryptographic key generation]

FCS\_CKM.4.1(1) The TSF shall destroy cryptographic keys in accordance with a specified cryptographic key destruction method [overwriting with value 0xFF] that meets the following [

- Requirements in Table A-4 and Table A-5;
- Temporary private and secret cryptographic keys shall be destroyed in a manner that removes all traces of the keying material so that it cannot be recovered by either physical or electronic means<sup>32</sup>;
- [no further standards].

#### 6.1.2.1.2. FCS\_COP -- Cryptographic operation

##### FCS\_COP.1(1:AES) Cryptographic operation


Hierarchical to: -

Dependencies: [FDP\_ITC.1: Import of data without security attributes or  
FDP\_ITC.2: Import of user data with security attributes or  
FCS\_CKM.1: Cryptographic key generation]  
FCS\_CKM.4: Cryptographic key destruction

FCS\_COP.1.1(1:AES) The TSF shall perform [the following:

- a) pairing of a vehicle unit and a motion sensor;
- b) mutual authentication between a vehicle unit and a motion sensor;
- c) ensuring confidentiality, authenticity and integrity of data exchanged between a vehicle unit and a motion sensor;
- d) ensuring authenticity and integrity of data exchanged between a vehicle unit and a tachograph card;

<sup>32</sup>Simple deletion of the keying material might not completely obliterate the information. For example, erasing the information might require overwriting that information multiple times with other non-related information.

public		Date	Department	Signature
Designed by	norbert.koehn@continental-corporation.com	2025-07-21	A AM CSV RD PSHO VIL	
Released by	marion.gruener@continental-corporation.com	2025-07-21	A AM CSV RD PSHO VIL	
		© Continental AG 1381R41b.HOM.6154.SecurityTarget.pdf		Page 70 of 144

- e) where applicable, ensuring confidentiality of data exchanged between a vehicle unit and a tachograph card;
- f) ~~ensuring authenticity and integrity of data exchanged between a vehicle unit and an external GNSS facility~~

in accordance with a specified cryptographic algorithm [AES] and cryptographic key sizes [128, 192, 256 bits] that meet the following: [FIPS PUB 197 [307]: Advanced Encryption Standard and Annex 1C [54], Appendix 11, Part B].

#### **FCS\_COP.1(2:SHA-2) Cryptographic operation**

Hierarchical to: -

Dependencies: [FDP\_ITC.1: Import of data without security attributes or FDP\_ITC.2: Import of user data with security attributes or FCS\_CKM.1: Cryptographic key generation] FCS\_CKM.4: Cryptographic key destruction

FCS\_COP.1.1(2:SHA-2) The TSF shall perform [cryptographic hashing] in accordance with a specified cryptographic algorithm [SHA-256, SHA-384, SHA-512] and cryptographic key sizes [not applicable] that meet the following: [Federal Information Processing Standards Publication (FIPS) PUB 180-4 [305]: Secure Hash Standard (SHS)].

#### **FCS\_COP.1(3:ECC) Cryptographic operation**


Hierarchical to: -

Dependencies: [FDP\_ITC.1: Import of data without security attributes or FDP\_ITC.2: Import of user data with security attributes or FCS\_CKM.1: Cryptographic key generation] FCS\_CKM.4: Cryptographic key destruction

FCS\_COP.1.1(3:ECC) The TSF shall perform [the following cryptographic operations:

- a) digital signature generation;
- b) digital signature verification;
- c) cryptographic key agreement;
- d) mutual authentication between a vehicle unit and a tachograph card;
- e) ~~coupling of a vehicle unit and an external GNSS facility~~<sup>33</sup>;
- f) ~~mutual authentication between a vehicle unit and an external GNSS facility;~~
- g) ensuring authenticity, integrity and non-repudiation of data downloaded from a vehicle unit]

<sup>33</sup>Items e) and f) are only applicable where the TOE supports connection to an external GNSS facility.

<b>public</b>		Date	Department	Signature
Designed by	norbert.koehn@continental-corporation.com	2025-07-21	A AM CSV RD PSHO VIL	
Released by	marion.gruener@continental-corporation.com	2025-07-21	A AM CSV RD PSHO VIL	
		© Continental AG 1381R41b.HOM.6154.SecurityTarget.pdf		Page 71 of 144

in accordance with a specified cryptographic algorithm [Annex 1C [54], Appendix 11, Part B, ECDSA, ECKA-EG] and cryptographic key sizes [in accordance with Annex 1C [54], Appendix 11, Part B] that meet the following: [Annex 1C [54], Appendix 11, Part B; FIPS PUB 186-4 [306]: Digital Signature Standard; BSI Technical Guideline TR-03111 [315] – Elliptic Curve Cryptography – version 2, and the standardised domain parameters in Table 6-1:]

Table 6-1: Standardised domain parameters

Name	Size (bits)	Object identifier
NIST P-256	256	secp256r1
BrainpoolP256r1	256	brainpoolP256r1
NIST P-384	384	secp384r1
BrainpoolP384r1	384	brainpoolP384r1
BrainpoolP512r1	512	brainpoolP512r1
NIST P-521	521	secp521r1

*Application note 6-32: Where a symmetric algorithm, an asymmetric algorithm and/or a hashing algorithm are used together to form a security protocol, their respective key lengths and hash sizes shall be of (roughly) equal strength. Table 6-2 shows the allowed cipher suites. ECC keys sizes of 512 bits and 521 bits are considered to be equal in strength for all purposes within this ST.*

Table 6-2: Cipher suites

Cipher suite ID	ECC key size (bits)	AES key length (bits)	Hashing algorithm	MAC length (bytes)
CS#1	256	128	SHA-256	8
CS#2	384	192	SHA-384	12
CS#3	512/521	256	SHA-512	16

### 6.1.2.1.3. FCS\_RNG -- Generation of random numbers


#### FCS\_RNG.1 Generation of random numbers

Hierarchical to: -

Dependencies: -

FCS\_RNG.1.1 The TSF shall provide a [hybrid physical] random number generator that implements: [class PTG.3 according to [316] and to Annex B – Operations for FCS RNG.1; PTG 3.1 to PTG 3.6.

(PTG.3.1) A total failure test detects a total failure of entropy source immediately when the RNG has started. When a total failure is detected, no random numbers will be output.

<b>public</b>		Date	Department	Signature
Designed by	norbert.koehn@continental-corporation.com	2025-07-21	A AM CSV RD PSHO VIL	
Released by	marion.gruener@continental-corporation.com	2025-07-21	A AM CSV RD PSHO VIL	
		© Continental AG 1381R41b.HOM.6154.SecurityTarget.pdf		Page 72 of 144




- (PTG.3.2) *If a total failure of the entropy source occurs while the RNG is being operated, the RNG [prevents the output of any internal random number that depends on some raw random numbers that have been generated after the total failure of the entropy source].*
- (PTG.3.3) *The online test shall detect non-tolerable statistical defects of the raw random number sequence (i) immediately when the RNG has started, and (ii) while the RNG is being operated. The TSF must not output any random numbers before the power-up online test and the seeding of the DRG.3 post-processing algorithm have been finished successfully or when a defect has been detected.*
- (PTG.3.4) *The online test procedure shall be effective to detect non-tolerable weaknesses of the random numbers soon.*
- (PTG.3.5) *The online test procedure checks the quality of the raw random number sequence. It is triggered [continuously]. The online test is suitable for detecting non-tolerable statistical defects of the statistical properties of the raw random numbers within an acceptable period of time.*
- (PTG.3.6) *The algorithmic post-processing algorithm belongs to Class DRG.3 with cryptographic state transition function and cryptographic output function, and the output data rate of the post-processing algorithm shall not exceed its input data rate.]*

## FCS\_RNG.1.2

The TSF shall provide random numbers that meet [class PTG.3 according to [316] and to Annex B — Operations for FCS RNG.1; PTG 3.7 to PTG 3.8]:

- (PTG.3.7) *Statistical test suites cannot practically distinguish the internal random numbers from output sequences of an ideal RNG. The internal random numbers must pass test procedure A<sup>34</sup> [as defined in [316]].*
- (PTG.3.8) *The internal random numbers shall [use PTRNG of class PTG.2 as random source for the post-processing].*

<sup>34</sup>See [316], Section 2.4.4

<b>public</b>		Date	Department	Signature
Designed by	norbert.koehn@continental-corporation.com	2025-07-21	A AM CSV RD PSHO VIL	
Released by	marion.gruener@continental-corporation.com	2025-07-21	A AM CSV RD PSHO VIL	
		© Continental AG 1381R41b.HOM.6154.SecurityTarget.pdf		Page 73 of 144

### 6.1.2.2. Class FIA Identification and authentication

#### 6.1.2.2.1. FIA\_ATD -- User attribute definition

##### FIA\_ATD.1(2:MS) User attribute definition

Hierarchical to: -

Dependencies: -

FIA\_ATD.1.1(2:MS) The TSF shall maintain the following list of security attributes belonging to individual users **generation 2 motion sensors**:[

a) Motion sensor identification data:

i. Serial number

ii. Approval number

b) Motion sensor pairing data:

i. Pairing date].

Application note 6-33: For further details see Annex IC [54], section 3.12.1.2, and Appendix 1 2.140 and 2.144.

##### ~~FIA\_ATD.1(3:EGF) User attribute definition~~

~~Hierarchical to: -~~

~~Dependencies: -~~

~~FIA\_ATD.1.1(3:EGF) The TSF shall maintain the following list of security attributes belonging to individual users **external GNSS facilities**]~~

~~a) External GNSS facility identification data:~~


~~i. Serial number~~

~~ii. Approval number~~

~~b) External GNSS facility coupling data:~~

~~i. Coupling date].~~

Application note 6-34: For further details see Annex IC [54], section 3.12.1.3, and Appendix 1 2.133 and 2.134.

<b>public</b>		Date	Department	Signature
Designed by	norbert.koehn@continental-corporation.com	2025-07-21	A AM CSV RD PSHO VIL	
Released by	marion.gruener@continental-corporation.com	2025-07-21	A AM CSV RD PSHO VIL	
		© Continental AG 1381R41b.HOM.6154.SecurityTarget.pdf		Page 74 of 144

### 6.1.2.2. FIA\_UAU -- User authentication

#### FIA\_UAU.1(1:TC) Timing of authentication

Hierarchical to: -

Dependencies: FIA\_UID.1: Timing of Identification

FIA\_UAU.1.1(1:TC) The TSF shall allow [reading out of audit records] on behalf of the user to be performed before the user **tachograph card** is authenticated.

FIA\_UAU.1.2(1:TC) The TSF shall require each user **tachograph card** to be successfully authenticated **using the method described in Annex IC [54], Appendix 11, Part A, Section 10** before allowing any other TSF-mediated actions on behalf of that user **tachograph card**.

#### FIA\_UAU.2(1:MS) User authentication before any action

Hierarchical to: FIA\_UAU.1: Timing of authentication

Dependencies: FIA\_UID.1: Timing of Identification

FIA\_UAU.2.1(1:MS) The TSF shall require each user **motion sensor** to be successfully authenticated **using the method described in Annex IC [54], Appendix 11, Section 12** before allowing any other TSF-mediated actions on behalf of that user.

#### ~~FIA\_UAU.2(2:EGF) User authentication before any action~~

~~Hierarchical to: FIA\_UAU.1: Timing of authentication~~

~~Dependencies: FIA\_UID.1: Timing of Identification~~

~~FIA\_UAU.2.1(2:EGF) The TSF shall require each user **external GNSS facility** to be successfully authenticated **using the method described in Annex IC [54], Appendix 11, Section 11** before allowing any other TSF-mediated actions on behalf of that user **external GNSS**.~~

### 6.1.2.3. Class FPT Protection of the TSF

#### 6.1.2.3.1. FPT\_TDC -- Inter-TSF TSF data consistency


#### FPT\_TDC.1(1) Inter-TSF basic TSF data consistency

Hierarchical to: -

Dependencies: -

FPT\_TDC.1.1(1) The TSF shall provide the capability to consistently interpret [secure messaging attributes as defined by Annex IC [54], Appendix 11] when shared between the TSF and another trusted IT product.

FPT\_TDC.1.2(1) The TSF shall use [the interpretation rules (communication protocols) as defined by Annex IC [54], Appendix 11] when interpreting the TSF data from another trusted IT product.

<b>public</b>		Date	Department	Signature
Designed by	norbert.koehn@continental-corporation.com	2025-07-21	A AM CSV RD PSHO VIL	
Released by	marion.gruener@continental-corporation.com	2025-07-21	A AM CSV RD PSHO VIL	
		© Continental AG 1381R41b.HOM.6154.SecurityTarget.pdf		Page 75 of 144

Application note 6-35: "Trusted IT product" in this requirement refers to generation 2 tachograph cards, motion sensor, ~~external GNSS facility (if applicable).~~

#### **FPT\_TDC.1(3:SWU) Inter-TSF basic TSF data consistency**

Hierarchical to: -

Dependencies: -

FPT\_TDC.1.1(3:SWU) The TSF shall provide the capability to consistently interpret [secure attributes as defined by the proprietary specification for the SW-Update by the TOE developer] when shared between the TSF and another trusted IT product.

FPT\_TDC.1.2(3:SWU) The TSF shall use [the interpretation rules (communication protocols) as defined by the proprietary specification for the SW-Update by the TOE developer] when interpreting the TSF data from another trusted IT product.

Application note 6-36: "Trusted IT product" in this requirement refers to the "Secure Device" (SECDEV) for the secure generation of SW-Update files in the TOE manufacturer's secure development environment.

*This iteration was added by the ST Author to define the SFR for inter TSF data consistency during SW-Update.*

### **6.1.2.4. Class FTP Trusted path/channels**

#### **6.1.2.4.1. FTP\_ITC -- Inter-TSF trusted channel**

##### **FTP\_ITC.1(2:TC) Inter-TSF trusted channel**

Hierarchical to: -

Dependencies: -

FTP\_ITC.1.1(2:TC) The TSF shall provide a communications channel between itself and another trusted IT product **each tachograph card** that is logically distinct from other communication channels and provides assured identification of its end points and protection of the channel data from modification or disclosure.

FTP\_ITC.1.2(2:TC) The TSF shall permit [the TSF] to initiate communication via the trusted channel.


FTP\_ITC.1.3(2:TC) The TSF shall initiate communication via the trusted channel for [all commands and responses exchanged with a tachograph card after successful chip authentication and until the end of the session].

Application note 6-37: Details of the communication channel can be found in Annex IC [54], Appendix 11, Chapter 10.

##### **FTP\_ITC.1(3:EGF) Inter-TSF trusted channel**

Hierarchical to: -

Dependencies: -

<b>public</b>		Date	Department	Signature
Designed by	norbert.koehn@continental-corporation.com	2025-07-21	A AM CSV RD PSHO VIL	
Released by	marion.gruener@continental-corporation.com	2025-07-21	A AM CSV RD PSHO VIL	
		© Continental AG 1381R41b.HOM.6154.SecurityTarget.pdf		Page 76 of 144

~~FTP\_ITC.1.1(3:EGF) The TSF shall provide a communications channel between itself and another trusted IT product **the external GNSS facility** that is logically distinct from other communication channels and provides assured identification of its end points and protection of the channel data from modification or disclosure.~~

~~FTP\_ITC.1.2(3:EGF) The TSF shall permit [the TSF] to initiate communication via the trusted channel.~~

~~FTP\_ITC.1.3(3:EGF) The TSF shall initiate communication via the trusted channel for [all data exchange].~~

Application note 6-38: Details of the communication channel can be found in Annex IC [54], Appendix 11, Chapter 11.

### 6.1.3. Security functional requirements for external communications (1<sup>st</sup> generation)

The following requirements shall be met only when the TOE is communicating with 1<sup>st</sup> generation driver, company and control tachograph cards.

#### 6.1.3.1. Class FCS: Cryptographic Support

##### 6.1.3.1.1. FCS\_CKM — Cryptographic key management

##### FCS\_CKM.1(2) Cryptographic key generation

Hierarchical to: -

Dependencies: [FCS\_CKM.2: Cryptographic key distribution or  
FCS\_COP.1: Cryptographic operation]  
FCS\_CKM.4: Cryptographic key destruction


FCS\_CKM.1.1(2) The TSF shall generate cryptographic keys in accordance with a specified cryptographic key generation algorithm [cryptographic key derivation algorithms for the session key] and specified cryptographic key sizes [112 bits] that meet the following: [two-key TDES as specified in Annex IC [54], Appendix 11 Part A, Chapter 3].

##### FCS\_CKM.2(2) Cryptographic key distribution

Hierarchical to: -

Dependencies: [FDP\_ITC.1: Import of user data without security attributes or  
FDP\_ITC.2: import of user data with security attributes or  
FCS\_CKM.1: cryptographic key generation]  
FCS\_CKM.4: Cryptographic key destruction

FCS\_CKM.2.1(2) The TSF shall distribute cryptographic keys in accordance with a specified cryptographic key distribution method [for triple DES session key as specified in Annex IC [54], Appendix 11 Part A] that meets the following [Annex IC [54], Appendix 11 Part A, Chapter 3]

<b>public</b>		Date	Department	Signature
Designed by	norbert.koehn@continental-corporation.com	2025-07-21	A AM CSV RD PSHO VIL	
Released by	marion.gruener@continental-corporation.com	2025-07-21	A AM CSV RD PSHO VIL	
		© Continental AG	1381R41b.HOM.6154.SecurityTarget.pdf	Page 77 of 144

**FCS\_CKM.4(2) Cryptographic key destruction**

Hierarchical to: -

Dependencies: [FDP\_ITC.1: Import of user data without security attributes or  
FDP\_ITC.2: Import of user data with security attributes or  
FCS\_CKM.1: Cryptographic key generation]

FCS\_CKM.4.1(2) The TSF shall destroy cryptographic keys in accordance with a specified cryptographic key destruction method [overwriting with value 0xFF] that meets the following [

- Requirements in Table A-1 and Table A-2;
- Temporary private and secret cryptographic keys shall be destroyed in a manner that removes all traces of the keying material so that it cannot be recovered by either physical or electronic means<sup>35</sup>;
- [list of **further** standards [none]].]

**6.1.3.1.2. FCS\_COP — Cryptographic operation****FCS\_COP.1(4:TDES) Cryptographic operation**

Hierarchical to: -

Dependencies: [FDP\_ITC.1: Import of data without security attributes or  
FDP\_ITC.2: Import of data with security attributes or  
FCS\_CKM.1: Cryptographic key generation]  
FCS\_CKM.4: Cryptographic key destruction

FCS\_COP.1.1(4:TDES) The TSF shall perform [the cryptographic operations (encryption, decryption, Retail-MAC)] in accordance with a specified cryptographic algorithm [Triple DES in CBC mode] and cryptographic key size [112 bits] that meet the following: [Annex IC [54], Appendix 11 Part A, Chapter 3].


**FCS\_COP.1(5:RSA) Cryptographic operation**

Hierarchical to: -

Dependencies: [FDP\_ITC.1: Import of data without security attributes or  
FDP\_ITC.2: Import of data with security attributes or  
FCS\_CKM.1: Cryptographic key generation]  
FCS\_CKM.4: Cryptographic key destruction

FCS\_COP.1.1(5:RSA) The TSF shall perform [the cryptographic operations (decryption, verification)] in accordance with a specified cryptographic algorithm [RSA] and cryptographic key size [1024 bits, 3072 bits] that meet the following: [Annex IC [54], Appendix

<sup>35</sup>Simple deletion of the keying material might not completely obliterate the information. For example, erasing the information might require overwriting that information multiple times with other non-related information.

<b>public</b>		Date	Department	Signature
Designed by	norbert.koehn@continental-corporation.com	2025-07-21	A AM CSV RD PSHO VIL	
Released by	marion.gruener@continental-corporation.com	2025-07-21	A AM CSV RD PSHO VIL	
		© Continental AG 1381R41b.HOM.6154.SecurityTarget.pdf		Page 78 of 144

11 Part A, Chapter 3 and proprietary specification for the SW-update by the TOE developer].

### FCS\_COP.1(6:SHA-1) Cryptographic operation

Hierarchical to: -

Dependencies: [FDP\_ITC.1: Import of data without security attributes or  
FDP\_ITC.2: Import of data with security attributes or  
FCS\_CKM.1: Cryptographic key generation]  
FCS\_CKM.4: Cryptographic key destruction

FCS\_COP.1.1(6:SHA-1) The TSF shall perform [cryptographic hashing] in accordance with a specified cryptographic algorithm [SHA-1] and cryptographic key sizes [not applicable] that meet the following: [Federal Information Processing Standards Publication FIPS PUB 180-4 [305]: Secure Hash Standard (SHS)].

### 6.1.3.2. Class FIA: Identification and authentication

#### 6.1.3.2.1. FIA\_UAU -- User authentication

##### FIA\_UAU.1(2:TC) Timing of authentication

Hierarchical to: -

Dependencies: FIA\_UID.1: Timing of Identification

FIA\_UAU.1.1(2:TC) The TSF shall allow [reading out of audit records] on behalf of the user to be performed before the user **tachograph card** is authenticated.

FIA\_UAU.1.2(2:TC) The TSF shall require each user **tachograph card** to be successfully authenticated **using the method described in Annex IC [54], Appendix 11, Chapter 5** before allowing any other TSF-mediated actions on behalf of that user **tachograph card**.

### 6.1.3.3. Class FPT: Protection of the TSF

#### 6.1.3.3.1. FPT\_TDC -- Inter-TSF TSF data consistency


##### FPT\_TDC.1(2) Inter-TSF basic TSF data consistency

Hierarchical to: -

Dependencies: -

FPT\_TDC.1.1(2) The TSF shall provide the capability to consistently interpret [secure messaging attributes as defined by Annex IC [54], Appendix 11 Part A, Chapter 5] when shared between the TSF and another trusted IT product.

FPT\_TDC.1.2(2) The TSF shall use [the interpretation rules (communication protocols) as defined by Annex IC [54], Appendix 11 Part A, Chapter 5] when interpreting the TSF data from another trusted IT product.

public		Date	Department	Signature
Designed by	norbert.koehn@continental-corporation.com	2025-07-21	A AM CSV RD PSHO VIL	
Released by	marion.gruener@continental-corporation.com	2025-07-21	A AM CSV RD PSHO VIL	
		© Continental AG 1381R41b.HOM.6154.SecurityTarget.pdf		Page 79 of 144

Application note 6-39: "Trusted IT product" in this requirement refers to generation 1 tachograph cards and motion sensor.

#### 6.1.3.4. Class FTP: Trusted path/channels

##### 6.1.3.4.1. FTP\_ITC -- Inter-TSF trusted channel

##### FTP\_ITC.1(4:TC) Inter-TSF trusted channel

Hierarchical to: -

Dependencies: -

FTP\_ITC.1.1(4:TC) The TSF shall provide a communications channel between itself and another trusted IT product **each tachograph card** that is logically distinct from other communication channels and provides assured identification of its end points and protection of the channel data from modification or disclosure.

FTP\_ITC.1.2(4:TC) The TSF shall permit [the TSF] to initiate communication via the trusted channel.


FTP\_ITC.1.3(4:TC) The TSF shall initiate communication via the trusted channel for [data import from and export to a tachograph card after successful chip authentication and until the end of the session].

Application note 6-40: Details of the communication channel can be found in Annex IC [54], Appendix 11, Chapters 4 and 5.

## 6.2. Security assurance requirements for the TOE

The assurance level for this security target is EAL4 augmented by the assurance components ATE\_DPT.2 and AVA\_VAN.5, as defined in [3].

These security assurance requirements are derived from Annex IC [54], Appendix 10 (SEC\_006).

<b>public</b>		Date	Department	Signature
Designed by	norbert.koehn@continental-corporation.com	2025-07-21	A AM CSV RD PSHO VIL	
Released by	marion.gruener@continental-corporation.com	2025-07-21	A AM CSV RD PSHO VIL	
		© Continental AG 1381R41b.HOM.6154.SecurityTarget.pdf		Page 80 of 144



# 7. Rationale

## 7.1. Security objectives rationale

The following table provides an overview for security objectives coverage (TOE and its environment) also giving an evidence for sufficiency and necessity of the security objectives defined. It shows that all threats and OSPs are addressed by the security objectives. It also shows that all assumptions are addressed by the security objectives for the TOE environment.

Table 7-1: Security objective rationale

	T.Card_Data_Exchange	T.Remote_Detect_Data	T.Output_Data	T.Access	T.Calibration_Parameters	T.Clock	T.Design	T.Environment	T.Fake_Devices	T.Hardware	T.Identification	T.Motion_Sensor	T.Location_Data	T.Power_Supply	T.Security_Data	T.Software	T.Stored_Data	T.Tests	A.Activation	A.Approv_Workshops	A.Card_Availability	A.Card_Traceability	A.Cert_Infrastructure	A.Controls	A.Driver_Card_Unique	A.Faithful_Calibration	A.Inspections	A.Compliant_Drivers	A.Type_Approved_Dev	A.Bluetooth	P.Crypto	P.Management_Device	
O.Access				X	X	X			X						X		X														X		
O.Authentication				X	X	X			X		X	X	X																		X		
O.Accountability											X																						
O.Audit	X	X	X	X					X	X	X	X	X	X		X	X																
O.Integrity					X												X															X	
O.Output			X							X						X	X																
O.Processing	X				X	X		X	X	X					X	X																	
O.Reliability	X						X	X	X	X		X		X	X	X	X	X															
O.Secured_Exchange	X	X							X			X	X		X																		
O.Software_Update																X																	X
OE.Development							X									X																	

Continued on next page

		<b>public</b>		Date	Department	Signature
Designed by Released by	norbert.koehn@continental-corporation.com marion.gruener@continental-corporation.com		2025-07-21 2025-07-21	A AM CSV RD PS HO VIL A AM CSV RD PS HO VIL		
	© Continental AG		1381R41b.HOM.6154.SecurityTarget.pdf		Page 81 of 144	

Continued on next page

	T.Card_Data_Exchange	T.Remote_Detect_Data	T.Output_Data	T.Access	T.Calibration_Parameters		T.Clock	T.Design	T.Environment	T.Fake_Devices	T.Hardware	T.Identification	T.Motion_Sensor	T.Location_Data	T.Power_Supply	T.Security_Data	T.Software	T.Stored_Data	T.Tests	A.Activation	A.Approv_Workshops	A.Card_Availability	A.Card_Traceability	A.Cert_Infrastructure	A.Controls	A.Driver_Card_Unique	A.Faithful_Calibration	A.Inspections	A.Compliant_Drivers	A.Type_Approved_Dev	A.Bluetooth	P.Crypto	P.Management_Device	
OE.Manufacturing								X											X															
OE.Data_Generation																X								X										
OE.Data_Transport																X								X								X		
OE.Delivery																X								X										
OE.Software_Update																X		X															X	
OE.Data_Strong																		X						X								X		
OE.Test_Points																			X															
OE.Activation				X																X														
OE.Approved_ - Workshops					X	X															X						X							
OE.Faithful_Calibration					X	X																					X							
OE.Card_Availability												X										X												
OE.Card_Traceability											X												X											
OE.Controls					X	X			X	X	X				X	X	X	X							X									
OE.Driver_Card_Unique												X														X								
OE.Compliant_Drivers																												X						
OE.Management_Device																																	X	
OE.Regular_Inspections					X					X	X		X		X		X											X						

public

	Date	Department	Signature
Designed by Released by norbert.koehn@continental-corporation.com marion.gruener@continental-corporation.com	2025-07-21 2025-07-21	A AM CSV RD PS HO VIL A AM CSV RD PS HO VIL	
© Continental AG	1381R41b.HIOM.6154.SecurityTarget.pdf		Page 82 of 144



	OE.Type_Approval_MS <sup>36</sup>	OE.Type_Approval_EGF	OE.Bluetooth	OE.EOL
T.Card_Data_Exchange				
T.Remote_Detect_Data				
T.Output_Data				
T.Access				
T.Calibration_Parameters				
T.Clock				
T.Design				X
T.Environment				
T.Fake_Devices	X	X		
T.Hardware				
T.Identification				
T.Motion_Sensor				
T.Location_Data	X			
T.Power_Supply				
T.Security_Data				X
T.Software				
T.Stored_Data				
T.Tests				
A.Activation				
A.Approv_Workshops				
A.Card_Availability				
A.Card_Traceability				
A.Cert_Infrastructure				
A.Controls				
A.Driver_Card_Unique				
A.Faithful_Calibration				
A.Inspections				
A.Compliant_Drivers				
A.Type_Approved_Dev	X	X		
A.Bluetooth			X	
P.Crypto				
P.Management_Device				

<sup>36</sup>Identification and authentication of the motion sensor depends on the motion sensor having implemented the required mechanisms to support it.

A detailed justification required for suitability of the security objectives to coup with the security problem definition is given below.

T.Card\_Data\_Exchange is addressed by O.Secured\_Exchange. O.Audit contributes to address the threat by recording events related to card data exchange integrity or authenticity errors. O.Reliability, O.Processing.

T.Remote\_Detect\_Data is addressed through O.Secured\_Exchange, which requires secure data exchange with the remote early detection facility; and through O.Audit, which requires audit of attempts to undermine system security.

T.Output\_Data is addressed by O.Output. O.Audit also contributes to address the threat by recording events related to data display, print and download.

T.Access is addressed by O.Authentication to ensure the identification of the user, O.Access to control access of the user to functions, and O.Audit to trace attempts of unauthorised accesses. OE.Activation: The activation of the TOE after its installation ensures access of the user to functions.


T.Identification is addressed by O.Authentication to ensure the identification of the user, O.Audit to trace attempts of unauthorised accesses. O.Accountability contributes to address this threat by storing all activity carried (even without an identification) with the VU. The OE.Driver\_Card\_Unique, OE.Card\_Availability and OE.Card\_Traceability objectives, also required from Member States by law, help addressing the threat.

T.Design is addressed by OE.Development and OE.Manufacturing before activation, and after activation by O.Reliability. OE.EOL helps to safeguard access to the TOE design through secure disposal of equipment at end of life.

T.Calibration\_Parameters is addressed by O.Access to ensure that the calibration function is accessible to workshops only and by O.Authentication to ensure the identification of the workshop and by O.Processing to ensure that processing of inputs made by the workshop to derive calibration data is accurate, by O.Integrity to maintain the integrity of calibration parameters stored. Workshops are approved by Member States authorities and are therefore trusted to calibrate properly the equipment (OE.Approved\_Workshops, OE.Faithful\_Calibration). Periodic inspections and calibration of the equipment, as required by law, contribute to address the threat (OE.Regular\_Inspections). Finally, OE.Controls includes controls by law enforcement officers of calibration data records held in the VU, which helps addressing the threat.

T.Clock is addressed by O.Access to ensure that the full time adjustment function is accessible to workshops only and by O.Authentication to ensure the identification of the workshop and by O.Processing to ensure that processing of inputs made by the workshop to derive time adjustment data is accurate. Workshops are approved by Member States authorities and are therefore trusted to properly set the clock (OE.Approved\_Workshops). Periodic inspections and calibration of the equipment, OE.Faithful\_Calibration contributes to address the threat. Finally, OE.Controls includes controls by law enforcement officers of time adjustment data records held in the VU, which helps addressing the threat.

T.Environment is addressed by O.Processing to ensure that processing of inputs to derive user data is accurate and by O.Reliability to ensure that physical attacks are countered. OE.Controls includes controls by law enforcement officers of time adjustment data records held in the VU, which helps addressing the threat.

<b>public</b>		Date	Department	Signature
Designed by	norbert.koehn@continental-corporation.com	2025-07-21	A AM CSV RD PSHO VIL	
Released by	marion.gruener@continental-corporation.com	2025-07-21	A AM CSV RD PSHO VIL	
		© Continental AG 1381R41b.HOM.6154.SecurityTarget.pdf		Page 84 of 144

T.Fake\_Devices is addressed by O.Access, O.Authentication, O.Audit, O.Processing, O.Reliability and O.Secured\_Exchange. OE.Type\_Approval\_MS and ~~OE.Type\_Approval\_EGF~~ help addressing the threat through visual inspection of the whole installation and visible type approval seals.

T.Hardware is mostly addressed in the user environment by O.Reliability, O.Output, O.Processing and by O.Audit contributes to address the threat by recording events related to hardware manipulation. The OE.Controls and OE.Regular\_Inspections help addressing the threat through visual inspection of the installation.

T.Motion\_Sensor is addressed by O.Authentication, O.Reliability, O.Secured\_Exchange, OE.Type\_Approval\_MS and OE.Regular\_Inspections. O.Audit contributes to address the threat by recording events related to motion data exchange integrity or authenticity errors.

T.Power\_Supply is mainly addressed by O.Reliability to ensure appropriate behaviour of the VU against the attack. O.Audit contributes to address the threat by keeping records of attempts to tamper with power supply. OE.Controls includes controls by law enforcement officers of power supply interruption records held in the VU, which helps addressing the threat. OE.Regular\_Inspections helps addressing the threat through installations, calibrations, checks, inspections, repairs carried out by trusted fitters and workshops.

T.Security\_Data is addressed by OE.Data\_Generation, OE.Data\_Strong, OE.Data\_Transport, OE.Delivery, OE.Software\_Update and OE.Controls objectives for the environment. It is also addressed by the O.Access, O.Processing and O.Secured\_Exchange objectives to ensure appropriate protection while stored in the VU. O.Reliability also helps in addressing the threat, and OE.EOL helps to safeguard access to the security data through secure disposal of equipment at end of life.

T.Software is addressed in the operational phase by the O.Output, O.Processing and O.Reliability to ensure the integrity of the code. O.Audit contributes to address the threat by recording data integrity errors. O.Software\_Update addresses the possibility of unauthorised software updates. During design and manufacture, the threat is addressed by the OE.Development objective. OE.Controls, OE.Regular\_Inspections (checking for the audit records related) also contribute.

T.Stored\_Data is addressed mainly by O.Integrity, O.Access, O.Output and O.Reliability to ensure that no illicit access to data is possible. The O.Audit contributes to address the threat by recording data integrity errors. OE.Software\_Update is included such that Software revisions shall be security certified before they can be implemented in the TOE to prevent to alter or delete any stored driver activity data. OE.Controls includes controls by law enforcement officers of integrity error records held in the VU, which helps addressing the threat.


T.Tests is addressed by O.Reliability, OE.Manufacturing and OE.Test\_Points. If the TOE provides a reliable service as required by O.Reliability and its security cannot be compromised during the manufacturing process (OE.Manufacturing), the TOE can neither enter any invalidated test mode nor have any back door. OE.Test\_Points requires removal of commands, actions and test points before the end of the manufacturing phase, ensuring that they cannot be used to attack the TOE during the operational phase. Hence, the related threat will be eliminated.

A.Activation is upheld by OE.Activation.

A.Approv\_Workshops is upheld by OE.Approved\_Workshops.

A.Card\_Availability is upheld by OE.Card\_Availability

A.Card\_Traceability is upheld by OE.Card\_Traceability.

<b>public</b>		Date	Department	Signature
Designed by	norbert.koehn@continental-corporation.com	2025-07-21	A AM CSV RD PSHO VIL	
Released by	marion.gruener@continental-corporation.com	2025-07-21	A AM CSV RD PSHO VIL	
		© Continental AG 1381R41b.HOM.6154.SecurityTarget.pdf		Page 85 of 144

A.Cert\_Infrastructure is upheld by OE.Data\_Generation, OE.Data\_Transport, OE.Delivery and OE.Data\_Strong.

A.Controls is upheld by OE.Controls.

A.Driver\_Card\_Unique is upheld by OE.Driver\_Card\_Unique.

A.Faithful\_Calibration is upheld by OE.Faithful\_Calibration and OE.Approved\_Workshops.

A.Compliant\_Drivers is upheld by OE.Compliant\_Drivers.

A.Inspections is upheld by OE.Regular\_Inspections.

A.Type\_Approved\_Dev is upheld by OE.Type\_Approval\_MS and ~~OE.Type\_Approval\_EGF~~.

A.Bluetooth is upheld by OE.Bluetooth.

P.Crypto is addressed through the cryptographic methods used to fulfil O.Access, O.Authentication, O.Integrity, O.Secured\_Exchange, OE.Data\_Transport and OE.Data\_Strong.

P.Management\_Device is addressed to fulfil O.Software\_Update, OE.Software\_Update and OE.Management\_Device.

## 7.2. Security requirements rationale


### 7.2.1. Rationale for SFR's dependencies

The following table shows how the dependencies for each SFR are satisfied.

Table 7-2: SFR's dependencies


SFR	Dependencies	Rationale
<b>VU Core</b>		
<b>FAU_GEN.1</b>	FPT_STM.1	Satisfied by FPT_STM.1
<b>FAU_SAR.1</b>	FAU_GEN.1	Satisfied by FAU_GEN.1
<b>FAU_STG.1</b>	FAU_GEN.1	Satisfied by FAU_GEN.1
<b>FAU_STG.4</b>	FAU_STG.1	Satisfied by <b>FAU_STG.1</b>
<b>FCO_NRO.1</b>	FIA_UID.1	Satisfied by FIA_UID.2
<b>FDP_ACC.1(1:FIL)</b>	FDP_ACF.1	Satisfied by FDP_ACF.1(1:FIL)
<b>FDP_ACF.1(1:FIL)</b>	FDP_ACC.1, FMT_MSA.3	Satisfied by FDP_ACC.1(1:FIL) and FMT_MSA.3(1:FIL)
<b>FDP_ACC.1(2:FUN)</b>	FDP_ACF.1	Satisfied by FDP_ACF.1(2:FUN)
<b>FDP_ACF.1(2:FUN)</b>	FDP_ACC.1, FMT_MSA.3	Satisfied by FDP_ACC.1(2:FUN) and FMT_MSA.3(2:FUN)
<b>FDP_ACC.1(3:DAT)</b>	FDP_ACF.1	Satisfied by FDP_ACF.1(3:DAT)

*Continued on next page*

<b>public</b>		Date	Department	Signature
Designed by	norbert.koehn@continental-corporation.com	2025-07-21	A AM CSV RD PSHO VIL	
Released by	marion.gruener@continental-corporation.com	2025-07-21	A AM CSV RD PSHO VIL	
		© Continental AG 1381R41b.HOM.6154.SecurityTarget.pdf		Page 86 of 144


SFR	Dependencies	Rationale
<b>FDP_ACF.1(3:DAT)</b>	FDP_ACC.1, FMT_MSA.3	Satisfied by FDP_ACC.1(3:DAT) and FMT_MSA.3(3:DAT)
<b>FDP_ACC.1(4:UDE)</b>	FDP_ACF.1	Satisfied by FDP_ACF.1(4:UDE)
<b>FDP_ACF.1(4:UDE)</b>	FDP_ACC.1, FMT_MSA.3	Satisfied by FDP_ACC.1(4:UDE) and FMT_MSA.3(4:UDE)
<b>FDP_ACC.1(5:IS)</b>	FDP_ACF.1	Satisfied by FDP_ACF.1(5:IS)
<b>FDP_ACF.1(5:IS)</b>	FDP_ACC.1, FMT_MSA.3	Satisfied by FDP_ACC.1(5:IS) and FMT_MSA.3(5:IS)
<b>FDP_ACC.1(6:SWU)</b>	FDP_ACF.1	Satisfied by FDP_ACF.1(6:SWU)
<b>FDP_ACF.1(6:SWU)</b>	FDP_ACC.1, FMT_MSA.3	Satisfied by FDP_ACC.1(6:SWU) and FMT_MSA.3(6:SWU)
<b>FDP_ETC.2</b>	FDP_ACC.1 or FDP_ITC.1	Satisfied by FDP_ACC.1(4:UDE)
<b>FDP_ITC.1</b>	FDP_ACC.1 or FDP_IFC.1, FMT_MSA.3	Satisfied by FDP_ACC.1(5:IS) and FMT_MSA.3(5:IS)
<b>FDP_ITC.2</b>	FDP_ACC.1 or FDP_IFC.1, FTP_ITC.1 or FTP_TRP.1, FPT_TDC.1	Satisfied by FDP_ACC.1(5:IS), FTP_ITC.1(1:MS), FTP_ITC.1(2:TC), FTP_ITC.1(3:EGF), FTP_ITC.1(4:TC), FPT_TDC.1(1), FPT_TDC.1(2), FPT_TDC.1(3:SWU)
<b>FDP_RIP.1</b>	-	-
<b>FDP_SDI.2(1)</b>	-	-
<b>FDP_SDI.2(2)</b>	-	-
<b>FDP_SDI.2(3)</b>	-	-
<b>FIA_AFL.1(1:TCL)</b>	FIA_UAU.1	Satisfied by FIA_UAU.1(1:TC)
<b>FIA_AFL.1(2:TCR)</b>	FIA_UAU.1	Satisfied by FIA_UAU.1(1:TC)
<b>FIA_AFL.1(3:MS)</b>	FIA_UAU.1	Satisfied by FIA_UAU.2(1:MS)
<b><del>FIA_AFL.1(4:EGF)</del></b>	<del>FIA_UAU.1</del>	<del>Satisfied by FIA_UAU.2(2:EGF)</del>
<b>FIA_ATD.1(1:TC)</b>	-	-
<b>FIA_UAU.3</b>	-	-
<b>FIA_UAU.5</b>	-	-
<b>FIA_UAU.6</b>	-	-
<b>FIA_UID.2</b>	-	-
<b>FMT_MSA.1</b>	FDP_ACC.1 or FDP_IFC.1, FMT_SMR.1, FMT_SMF.1	Satisfied by FDP_ACC.1(2:FUN), FMT_SMR.1 and FMT_SMF.1
<b>FMT_MSA.3(1:FIL)</b>	FMT_MSA.1, FMT_SMR.1	Satisfied by FMT_MSA.1 and FMT_SMR.1

Continued on next page

<b>public</b>		Date	Department	Signature
Designed by	norbert.koehn@continental-corporation.com	2025-07-21	A AM CSV RD PSHO VIL	
Released by	marion.gruener@continental-corporation.com	2025-07-21	A AM CSV RD PSHO VIL	
		© Continental AG 1381R41b.HOM.6154.SecurityTarget.pdf		Page 87 of 144

SFR	Dependencies	Rationale
<b>FMT_MSA.3(2:FUN)</b>	FMT_MSA.1, FMT_SMR.1	Satisfied by FMT_MSA.1 and FMT_SMR.1
<b>FMT_MSA.3(3:DAT)</b>	FMT_MSA.1, FMT_SMR.1	Satisfied by FMT_MSA.1 and FMT_SMR.1
<b>FMT_MSA.3(4:UDE)</b>	FMT_MSA.1, FMT_SMR.1	Satisfied by FMT_MSA.1 and FMT_SMR.1
<b>FMT_MSA.3(5:IS)</b>	FMT_MSA.1, FMT_SMR.1	Satisfied by FMT_MSA.1 and FMT_SMR.1
<b>FMT_MSA.3(6:SWU)</b>	FMT_MSA.1, FMT_SMR.1	Satisfied by FMT_MSA.1 and FMT_SMR.1
<b>FMT_MOF.1(1)</b>	FMT_SMR.1, FMT_SMF.1	Satisfied by FMT_SMR.1 and FMT_SMF.1
<b>FMT_MOF.1(2)</b>	FMT_SMR.1, FMT_SMF.1	Satisfied by FMT_SMR.1 and FMT_SMF.1
<b>FMT_MOF.1(3)</b>	FMT_SMR.1, FMT_SMF.1	Satisfied by FMT_SMR.1 and FMT_SMF.1
<b>FMT_MOF.1(4)</b>	FMT_SMR.1, FMT_SMF.1	Satisfied by FMT_SMR.1 and FMT_SMF.1
<b>FMT_MOF.1(5)</b>	FMT_SMR.1, FMT_SMF.1	Satisfied by FMT_SMR.1 and FMT_SMF.1
<b>FMT_MTD.1</b>	FMT_SMR.1, FMT_SMF.1	Satisfied by FMT_SMR.1 and FMT_SMF.1
<b>FMT_SMF.1</b>	-	-
<b>FMT_SMR.1</b>	FIA_UID.1	Satisfied by FIA_UID.2
<b>FPT_FLS.1</b>	-	-
<b>FPT_PHP.2</b>	FMT_MOF.1	Not applicable as there is no management of the list of users to be notified or list of devices that should notify
<b>FPT_PHP.3</b>	-	-
<b>FPT_STM.1</b>	-	-
<b>FPT_TST.1</b>	-	-
<b>FTP_ITC.1(1:MS)</b>	-	-
<b>2<sup>nd</sup> generation specific</b>		
<b>FCS_CKM.1(1)</b>	FCS_CKM.2 or FCS_COP.1, FCS_CKM.4	Satisfied by FCS_CKM.2(1), FCS_COP.1(1:AES), FCS_COP.1(3:ECC) and FCS_CKM.4(1)


Continued on next page

<b>public</b>		Date	Department	Signature
Designed by	norbert.koehn@continental-corporation.com	2025-07-21	A AM CSV RD PSHO VIL	
Released by	marion.gruener@continental-corporation.com	2025-07-21	A AM CSV RD PSHO VIL	
	© Continental AG	1381R41b.HOM.6154.SecurityTarget.pdf		Page 88 of 144



SFR	Dependencies	Rationale
<b>FCS_CKM.2(1)</b>	FDP_ITC.1 or FDP_ITC.2 or FCS_CKM.1, FCS_CKM.4	Satisfied by FCS_CKM.1(1) and FCS_CKM.4(1)
<b>FCS_CKM.4(1)</b>	FDP_ITC.1 or FDP_ITC.2 or FCS_CKM.1	Satisfied by FDP_ITC.2 and FCS_CKM.1(1)
<b>FCS_COP.1(1:AES)</b>	FDP_ITC.1 or FDP_ITC.2 or FCS_CKM.1	Satisfied by FDP_ITC.2 and FCS_CKM.1(1)
<b>FCS_COP.1(2:SHA-2)</b>	FDP_ITC.1 or FDP_ITC.2 or FCS_CKM.1, FCS_CKM.4	Not applicable as no keys are used for SHA-2
<b>FCS_COP.1(3:ECC)</b>	FDP_ITC.1 or FDP_ITC.2 or FCS_CKM.1, FCS_CKM.4	Satisfied by FDP_ITC.2, FCS_CKM.1(1) and FCS_CKM.4(1)
<b>FCS_RNG.1<sup>37</sup></b>	-	-
<b>FIA_ATD.1(2:MS)</b>	-	-
<b><del>FIA_ATD.1(3:EGF)</del></b>	-	-
<b>FIA_UAU.1(1:TC)</b>	FIA_UID.1	Satisfied by FIA_UID.2
<b>FIA_UAU.2(1:MS)</b>	FIA_UID.1	Satisfied by FIA_UID.2
<b><del>FIA_UAU.2(2:EGF)</del></b>	FIA_UID.1	Satisfied by FIA_UID.2
<b>FPT_TDC.1(1)</b>	-	-
<b>FTP_ITC.1(2:TC)</b>	-	-
<b><del>FTP_ITC.1(3:EGF)</del></b>	-	-
<b>1<sup>st</sup> generation specific</b>		
<b>FCS_CKM.1(2)</b>	FCS_CKM.2 or FCS_COP.1, FCS_CKM.4	Satisfied by FCS_CKM.2(2), FCS_COP.1(4:TDES), FCS_COP.1(5:RSA) and FCS_CKM.4(2)
<b>FCS_CKM.2(2)</b>	FDP_ITC.1 or FDP_ITC.2 or FCS_CKM.1	Satisfied by FCS_CKM.1(2)
<b>FCS_CKM.4(2)</b>	FDP_ITC.1 or FDP_ITC.2 or FCS_CKM.1	Satisfied by FDP_ITC.2 and FCS_CKM.1(2)
<b>FCS_COP.1(4:TDES)</b>	FDP_ITC.1 or FDP_ITC.2 or FCS_CKM.1	Satisfied by FDP_ITC.2 and FCS_CKM.1(2)
<b>FCS_COP.1(5:RSA)</b>	FDP_ITC.1 or FDP_ITC.2 or FCS_CKM.1	Satisfied by FDP_ITC.2 and FCS_CKM.1(2)
<b>FCS_COP.1(6:SHA-1)</b>	FDP_ITC.1 or FDP_ITC.2 or FCS_CKM.1	Not applicable as no keys are used for SHA-1
<b>FIA_UAU.1(2:TC)</b>	FIA_UID.1	Satisfied by FIA_UID.2
<b>FPT_TDC.1(2)</b>	-	-
<b>FTP_ITC.1(4:TC)</b>	-	-

<sup>37</sup>Extended component

<b>public</b>		Date	Department	Signature
Designed by	norbert.koehn@continental-corporation.com	2025-07-21	A AM CSV RD PSHO VIL	
Released by	marion.gruener@continental-corporation.com	2025-07-21	A AM CSV RD PSHO VIL	
		© Continental AG 1381R41b.HOM.6154.SecurityTarget.pdf		Page 89 of 144


## 7.2.2. Security functional requirements rationale

The following table provides an overview for security functional requirements coverage also giving an evidence for sufficiency and necessity of the SFRs chosen.

Table 7-3: Coverage of security objectives for the TOE by SFRs


		Security Objectives									
		O.Access	O.Accountability	O.Audit	O.Authentication	O.Integrity	O.Output	O.Processing	O.Reliability	O.Secured_Exchange	O.Software_Update
FAU_GEN.1	Audit data generation		X	X							
FAU_SAR.1	Audit review		X	X							
FAU_STG.1	Protected audit trail storage		X	X		X					
FAU_STG.4	Prevention of audit data loss		X	X							
FCO_NRO.1	Selective proof of origin						X			X	
FDP_ACC.1(1:FIL)	Subset access control (1:FIL)	X									
FDP_ACF.1(1:FIL)	Security attribute based access control (1:FIL)	X									
FDP_ACC.1(2:FUN)	Subset access control (2:FUN)	X						X	X	X	
FDP_ACF.1(2:FUN)	Security attribute based access control (2: FUN)	X						X	X	X	
FDP_ACC.1(3:DAT)	Subset access control (3:DAT)	X									
FDP_ACF.1(3:DAT)	Security attribute based access control (3:DAT)	X									
FDP_ACC.1(4:UDE)	Subset access control (4:UDE)	X									
FDP_ACF.1(4:UDE)	Security attribute based access control (4:UDE)	X									
FDP_ACC.1(5:IS)	Subset access control (5: IS)	X						X	X		
FDP_ACF.1(5:IS)	Security attribute based access control (5:IS)	X						X	X		
FDP_ACC.1(6:SWU)	Subset access control (6:SWU)	X						X	X		X
FDP_ACF.1(6:SWU)	Security attribute based access control (6:SWU)	X						X	X		X
FDP_ETC.2	Export of user data with security attributes		X			X	X			X	

Continued on next page

<b>public</b>		Date	Department	Signature
Designed by	norbert.koehn@continental-corporation.com	2025-07-21	A AM CSV RD PSHO VIL	
Released by	marion.gruener@continental-corporation.com	2025-07-21	A AM CSV RD PSHO VIL	
	© Continental AG	1381R41b.HOM.6154.SecurityTarget.pdf		Page 90 of 144

		Security Objectives									
		O.Access	O.Accountability	O.Audit	O.Authentication	O.Integrity	O.Output	O.Processing	O.Reliability	O.Secured_Exchange	O.Software_Update
FDP_ITC.1	Import of user data without security attributes							X	X		
FDP_ITC.2	Import of user data with security attributes							X	X	X	X
FDP_ITT.1	Basic internal transfer protection						X	X	X		
FDP_RIP.1	Subset residual information protection	X						X	X		
FDP_SDI.2(1)	Stored data integrity monitoring and action(1)			X		X	X		X		
FDP_SDI.2(2)	Stored data integrity monitoring and action (2)			X				X	X		
FDP_SDI.2(3)	Stored data integrity monitoring and action (3)							X	X		
FIA_AFL.1(1:TCL)	Authentication failure handling (1:TCL)			X	X						
FIA_AFL.1(2:TCR)	Authentication failure handling (2:TCR)			X	X						
FIA_AFL.1(3:MS)	Authentication failure handling (3:MS)			X	X				X		
FIA_AFL.1(4:EGF)	Authentication failure handling (4:EGF)			X	X				X		
FIA_ATD.1(1:TC)	User attribute definition (1:TC)			X						X	
FIA_UAU.3	Unforgeable authentication				X						
FIA_UAU.5	Multiple authentication mechanisms	X			X					X	
FIA_UAU.6	Re-authenticating				X					X	
FIA_UID.2	User identification before any action	X	X	X	X					X	
FMT_MSA.1	Management of security attributes	X								X	
FMT_MSA.3(1:FIL)	Static attribute initialisation (1:FIL)	X						X	X	X	
FMT_MSA.3(2:FUN)	Static attribute initialisation (2:FUN)	X						X	X	X	
FMT_MSA.3(3:DAT)	Static attribute initialisation (3:DAT)	X									
FMT_MSA.3(4:UDE)	Static attribute initialisation (4:UDE)	X									
FMT_MSA.3(5:IS)	Static attribute initialisation (5:IS)	X						X	X		
FMT_MSA.3(6:SWU)	Static attribute initialisation (6:SWU)	X						X	X		X
FMT_MOF.1(1)	Management of security functions (1)	X				X	X	X	X		

Continued on next page

<b>public</b>		Date	Department	Signature
Designed by	norbert.koehn@continental-corporation.com	2025-07-21	A AM CSV RD PSHO VIL	
Released by	marion.gruener@continental-corporation.com	2025-07-21	A AM CSV RD PSHO VIL	
	© Continental AG	1381R41b.HOM.6154.SecurityTarget.pdf		Page 91 of 144

		Security Objectives									
		O.Access	O.Accountability	O.Audit	O.Authentication	O.Integrity	O.Output	O.Processing	O.Reliability	O.Secured_Exchange	O.Software_Update
FMT_MOF.1(2)	Management of security functions (2)	X						X			
FMT_MOF.1(3)	Management of security functions (3)	X			X						
FMT_MOF.1(4)	Management of security functions (4)	X			X						
FMT_MOF.1(5)	Management of security functions (5)	X			X						
FMT_MTD.1	Management of TSF Data	X			X	X		X	X		
FMT_SMF.1	Specifcation of Management Functions	X								X	
FMT_SMR.1	Security management roles	X								X	
FPT_FLS.1	Failure with preservation of secure state.									X	
FPT_PHP.2	Notification of physical attack								X		
FPT_PHP.3	Resistance to physical attack						X	X	X		
FPT_STM.1	Reliable time stamps		X	X				X	X		
FPT_TST.1	TSF testing			X					X		
FTP_ITC.1(1:MS)	Inter-TSF trusted channel (1:MS)									X	
FCS_CKM.1(1)	Cryptographic key generation (1)				X					X	
FCS_CKM.2(1)	Cryptographic key distribution (1)				X					X	
FCS_CKM.4(1)	Cryptographic key destruction (1)				X					X	
FCS_COP.1(1:AES)	Cryptographic operation (1:AES)				X					X	
FCS_COP.1(2:SHA-2)	Cryptographic operation (2:SHA-2)				X					X	
FCS_COP.1(3:ECC)	Cryptographic operatiom (3:ECC)				X					X	
FCS_RNG.1	Random Number Generation				X					X	
FIA_ATD.1(2:MS)	User attribute definition (2:MS)				X					X	
FIA_ATD.1(3:EGF)	User attribute definition (3:EGF)				X					X	
FIA_UAU.1(1:TC)	Timing of authentication (1:TC)				X					X	
FIA_UAU.2(1:MS)	User authentication before any action (1:MS)				X					X	
FIA_UAU.2(2:EGF)	User authentication before any action (2:EGF)				X					X	
FPT_TDC.1(1)	Inter-TSF basic TSF data consistency (1)							X	X		

Continued on next page

<b>public</b>		Date	Department	Signature
Designed by	norbert.koehn@continental-corporation.com	2025-07-21	A AM CSV RD PSHO VIL	
Released by	marion.gruener@continental-corporation.com	2025-07-21	A AM CSV RD PSHO VIL	
	© Continental AG	1381R41b.HOM.6154.SecurityTarget.pdf		Page 92 of 144


		Security Objectives									
		O.Access	O.Accountability	O.Audit	O.Authentication	O.Integrity	O.Output	O.Processing	O.Reliability	O.Secured_Exchange	O.Software_Update
<b>FPT_TDC.1(3:SWU)</b>	Inter-TSF basic TSF data consistency (3:SWU)							X	X		X
<b>FTP_ITC.1(2:TC)</b>	Inter-TSF trusted channel (2:TC)									X	
<b><del>FTP_ITC.1(3:EGF)</del></b>	<del>Inter-TSF trusted channel (3:EGF)</del>									X	
<b>FCS_CKM.1(2)</b>	Cryptographic key generation (2)									X	
<b>FCS_CKM.2(2)</b>	Cryptographic key distribution (2)									X	
<b>FCS_CKM.4(2)</b>	Cryptographic key destruction (2)									X	
<b>FCS_COP.1(4:TDES)</b>	Cryptographic operation (4:TDES)									X	
<b>FCS_COP.1(5:RSA)</b>	Cryptographic operation (5:RSA)									X	
<b>FCS_COP.1(6:SHA-1)</b>	Cryptographic operation (6:SHA-1)									X	
<b>FIA_UAU.1(2:TC)</b>	Timing of authentication (2:TC)				X					X	
<b>FPT_TDC.1(2)</b>	Inter-TSF basic TSF data consistency (2)							X	X		
<b>FTP_ITC.1(4:TC)</b>	Inter-TSF trusted channel (4:TC)									X	

A detailed justification required for suitability of the security functional requirements to achieve the security objectives is given below.

Table 7-4: Suitability of the SFR's


Security objective	SFR	Rationale
<b>O.Access</b>	<b>FDP_ACC.1(1:FIL)</b> <b>FDP_ACF.1(1:FIL)</b>	The FILE_STRUCTURE_SFP defines the policy for restricting modification or deletion of application and data files structure and access conditions.
	<b>FDP_ACC.1(2:FUN)</b> <b>FDP_ACF.1(2:FUN)</b>	FUNCTION_SFP defines the policy for control of access to specific functions (e.g. in calibration mode only).
	<b>FDP_ACC.1(3:DAT)</b> <b>FDP_ACF.1(3:DAT)</b>	The DATA_SFP defines the policy for control of access to cryptographic keys and vehicle identification data. It also defines data that must be stored by the VU.

Continued on next page

<b>public</b>		Date	Department	Signature
Designed by	norbert.koehn@continental-corporation.com	2025-07-21	A AM CSV RD PSHO VIL	
Released by	marion.gruener@continental-corporation.com	2025-07-21	A AM CSV RD PSHO VIL	
		© Continental AG 1381R41b.HOM.6154.SecurityTarget.pdf		Page 93 of 144


Security objective	SFR	Rationale
	<b>FDP_ACC.1(4:UDE)</b> <b>FDP_ACF.1(4:UDE)</b>	The USER_DATA_EXPORT_SFP defines the policy for data storage on tachograph cards, for output of driver related data, and for printing and display.
	<b>FDP_ACC.1(5:IS)</b> <b>FDP_ACF.1(5:IS)</b>	The INPUT_SOURCES_SFP defines policy to ensure at data is processed only from the right input sources. This restricts attempts to undermine TOE security through use of incorrect input sources (e.g. input and execution of unauthorised code).
	<b>FDP_ACC.1(6:SWU)</b> <b>FDP_ACF.1(6:SWU)</b> <b>FDP_RIP.1</b>	The SW-UPDATE_SFP for the update of the software in the TOE Any previous information content of a resource is made unavailable upon the deallocation of the resource
	<b>FIA_UID.2</b>	Connected devices have to be successfully identified before allowing any other action
	<b>FMT_MSA.1</b>	Supports the FUNCTION_SFP by restricting the ability to change default the security attributes User Group, User ID to nobody.
	<b>FMT_MSA.3(1:FIL)</b>	Supports the FILE_STRUCTURE_SFP to provide restrictive default values for security attributes that are used to enforce the SFP and allows nobody to specify alternative initial values to override the default values when an object or information is created.
	<b>FMT_MSA.3(2:FUN)</b>	Supports the FUNCTION_SFP to provide restrictive default values for security attributes that are used to enforce the SFP and allows nobody to specify alternative initial values to override the default values when an object or information is created.
	<b>FMT_MSA.3(3:DAT)</b>	Supports the DATA_SFP to provide restrictive default values for security attributes that are used to enforce the SFP and allows nobody to specify alternative initial values to override the default values when an object or information is created.

Continued on next page

<b>public</b>		Date	Department	Signature
Designed by	norbert.koehn@continental-corporation.com	2025-07-21	A AM CSV RD PSHO VIL	
Released by	marion.gruener@continental-corporation.com	2025-07-21	A AM CSV RD PSHO VIL	
		© Continental AG 1381R41b.HOM.6154.SecurityTarget.pdf		Page 94 of 144


Security objective	SFR	Rationale
	<b>FMT_MSA.3(4:UDE)</b>	Supports the USER_DATA_EXPORT_SFP to provide restrictive default values for security attributes that are used to enforce the SFP and allows nobody to specify alternative initial values to override the default values when an object or information is created.
	<b>FMT_MSA.3(5:IS)</b>	Supports the INPUT_SOURCES_SFP to provide restrictive default values for security attributes that are used to enforce the SFP and allows nobody to specify alternative initial values to override the default values when an object or information is created.
	<b>FMT_MSA.3(6:SWU)</b>	Provides the SW-UPDATE_SFP to provide restrictive default values for security attributes that are used to enforce the SFP and allows nobody to specify alternative initial values to override the default values when an object or information is created.
	<b>FMT_MOF.1(1)</b>	Restrict the ability to enable the test functions specified in RLB_201 to nobody, and, thus prevents an unintended access to data in the operational phase.
	<b>FMT_MOF.1(2)</b>	Restricts the ability to enter calibration mode to workshop cards.
	<b>FMT_MOF.1(3)</b>	Restricts the ability to carry out company locks to company cards
	<b>FMT_MOF.1(4)</b>	Restricts the ability monitor control activities to control cards.
	<b>FMT_MOF.1(5)</b>	Restricts access to the download functions.
	<b>FMT_MTD.1</b>	Restricts the ability to carry out manual time setting to workshop cards.
	<b>FMT_SME.1</b>	Identifies the capability to carry out specified management functions.
	<b>FMT_SMR.1</b>	Defines the management roles that provide the basis for access control.
<b>O.Accountability</b>	<b>FAU_GEN.1</b> <b>FAU_SAR.1</b> <b>FAU_STG.1</b>	Generates correct audit records Allows users to read accountability audit records Protect the stored audit records from unauthorised deletion

Continued on next page

<b>public</b>		Date	Department	Signature
Designed by	norbert.koehn@continental-corporation.com	2025-07-21	A AM CSV RD PSHO VIL	
Released by	marion.gruener@continental-corporation.com	2025-07-21	A AM CSV RD PSHO VIL	
		© Continental AG 1381R41b.HOM.6154.SecurityTarget.pdf		Page 95 of 144

Security objective	SFR	Rationale
	FAU_STG.4	Prevent loss of audit data loss (overwrite the oldest stored audit records and behaves correctly if the audit trail is full).
	FDP_ETC.2	Provides export of user data with security attributes using the USER_DATA_EXPORT_SFP
	FIA_UID.2	Devices are successfully identified before allowing any other action
	FPT_STM.1	Provides accurate time
<b>O.Audit</b>	FAU_GEN.1	Generates correct audit records
	FAU_SAR.1	Allows users to read accountability audit records
	FAU_STG.1	Protect the stored audit records from unauthorised deletion.
	FAU_STG.4	Prevent loss of audit data loss (overwrite the oldest stored audit records and behave correctly if the audit trail is full.)
	FDP_SDI.2(1)	Monitors stored user data for integrity errors
	FIA_AFL.1(1:TCL)	Detects and records authentication failure events for the locale use of tachograph cards
	FIA_AFL.1(2:TCR)	Detects and records authentication failure events for the remote card use (company card)
	FIA_AFL.1(3:MS)	Detects and records authentication failure events for the motion sensor
	<del>FIA_AFL.1(4:EGF)</del>	<del>Detects and records authentication failure events for the external gateway facility.</del>
	FIA_ATD.1(1:TC)	Defines user attributes for tachograph cards to support traceability of audited events
	FIA_UID.2	Devices are successfully identified before allowing any other action, supporting the traceability of audit events
	FPT_STM.1	Provides accurate time to be recorded when audit records are generated
	FPT_TST.1	Detects integrity failure events for security data and stored executable code
<b>O.Authentication</b>	FDP_ACC.1(4:UDE) FDP_ACF.1(4:UDE)	Restricts the ability to read remote early detection communication facility data to control cards
	FIA_AFL.1(1:TCL)	Detects and records authentication failure events for the local use of tachograph cards
	FIA_AFL.1(2:TCR)	Detects and reports authentication failure events for the remote use of company tachograph cards


Continued on next page

<b>public</b>		Date	Department	Signature
Designed by	norbert.koehn@continental-corporation.com	2025-07-21	A AM CSV RD PSHO VIL	
Released by	marion.gruener@continental-corporation.com	2025-07-21	A AM CSV RD PSHO VIL	
		© Continental AG 1381R41b.HOM.6154.SecurityTarget.pdf		Page 96 of 144




Security objective	SFR	Rationale
	<b>FIA_AFL.1(3:MS)</b>	Detects and records authentication failure events for the motion sensor
	<del><b>FIA_AFL.1(4:EGF)</b></del>	<del>Detects and records authentication failure events for the external GNSS facility.</del>
	<b>FIA_ATD.1(2:MS)</b> <del><b>FIA_ATD.1(3:EGF)</b></del>	These attributes identify the motion sensor <del>or external GNSS facility</del> connected to the vehicle unit.
	<b>FIA_UAU.3</b>	Provides unforgeable authentication
	<b>FIA_UAU.5</b>	Multiple authentication mechanisms are required for use of workshop cards
	<b>FIA_UAU.6</b>	Periodically re-authenticate the tachograph cards
	<b>FIA_UID.2</b>	Connected devices are successfully identified before allowing any other action
	<b>FMT_MOF.1(3)</b>	Restricts the ability to carry out company locks management to company cards.
	<b>FMT_MOF.1(4)</b>	Restricts the ability to monitor control activities to control cards.
	<b>FMT_MOF.1(5)</b>	Restricts access to the download functions
	<b>FMT_MTD.1</b>	Restricts the ability to carry out manual time setting to workshop cards.
	<b>FCS_CKM.1(1)</b>	Key generation to support the authentication process.
	<b>FCS_CKM.2(1)</b>	Key distribution to support the authentication process.
	<b>FCS_CKM.4(1)</b>	Key destruction when temporary keys are no longer required.
	<b>FCS_COP.1(1:AES)</b>	Cryptographic algorithm used to support authentication.
	<b>FCS_COP.1(2:SHA-2)</b>	Cryptographic algorithm used to support authentication.
	<b>FCS_COP.1(3:ECC)</b>	Cryptographic algorithm used to support authentication.
	<b>FCS_RNG.1</b>	Random numbers are generated in support of cryptographic key generation for authentication.
	<b>FIA_UAU.1(1:TC)</b> <b>FIA_UAU.1(2:TC)</b>	A tachograph card has to be successfully authenticated.
	<b>FIA_UAU.2(1:MS)</b>	A motion sensor has to be successfully authenticated before allowing any action.

Continued on next page

<b>public</b>		Date	Department	Signature
Designed by	norbert.koehn@continental-corporation.com	2025-07-21	A AM CSV RD PSHO VIL	
Released by	marion.gruener@continental-corporation.com	2025-07-21	A AM CSV RD PSHO VIL	
		© Continental AG 1381R41b.HOM.6154.SecurityTarget.pdf		Page 97 of 144


Security objective	SFR	Rationale
	<b><del>FIA_UAU.2(2:EGF)</del></b>	<del>An external GNSS facility has to be successfully authenticated before allowing any action</del>
<b>O.Integrity</b>	<b>FAU_STG.1</b>	Protect the stored audit records from unauthorised deletion
	<b>FDP_ETC.2</b>	Provides export of user data with security attributes using the access control USER_DATA_EXPORT_SFP
	<b>FDP_SDI.2(1)</b>	monitors user data stored for integrity error
	<b>FMT_MOF.1(1)</b>	Prevents access to commands used in manufacturing that may be used to affect outputs.
	<b>FMT_MTD.1</b>	Prevents unauthorised time changes that may affect data integrity.
<b>O.Output</b>	<b>FCO_NRO.1</b>	Generates an evidence of origin for the data to be downloaded to external media.
	<b>FDP_ETC.2</b>	Provides export of user data with security attributes using the access control USER_DATA_EXPORT_SFP. Data downloaded is protected by signature against undetected modification.
	<b><del>FDP_ITT.1</del></b>	<del>Provides protection for user data during transfer to the printer and display.</del>
	<b>FDP_SDI.2(1)</b>	monitors user data stored for integrity error
	<b>FMT_MOF.1(1)</b>	Prevents access to commands used in manufacturing that may be used to affect outputs.
	<b>FPT_PHP.2</b> <b>FPT_PHP.3</b>	Requires resistance to physical attack to the TOE software in the field, and detection of attempted attacks on the TOE
<b>O.Processing</b>	<b>FDP_ACC.1(2:FUN)</b> <b>FDP_ACF.1(2:FUN)</b>	The FUNCTION_SFP defines the policy for control of access to specific functions (e.g. in calibration mode only).
	<b>FDP_ACC.1(5:IS)</b> <b>FDP_ACF.1(5:IS)</b>	The INPUT_SOURCES_SFP defines the policy to ensure that data is processed only from the right input sources. This restricts attempts to undermine TOE security through use of incorrect input sources (e.g. input and execution of unauthorised code).
	<b>FDP_ACC.1(6:SWU)</b> <b>FDP_ACF.1(6:SWU)</b>	Defines security attributes for SW-UPDATE_SFP

Continued on next page

<b>public</b>		Date	Department	Signature
Designed by	norbert.koehn@continental-corporation.com	2025-07-21	A AM CSV RD PSHO VIL	
Released by	marion.gruener@continental-corporation.com	2025-07-21	A AM CSV RD PSHO VIL	
		© Continental AG 1381R41b.HOM.6154.SecurityTarget.pdf		Page 98 of 144


Security objective	SFR	Rationale
	<b>FDP_ITC.1</b>	Implements the INPUT_SOURCES_SFP to control processing of data only from the correct input sources.
	<b>FDP_ITC.2</b>	Handles integrity and authenticity errors in data imported with security attributes.
	<b>FDP_ITC.2</b>	Provides import of user data, from outside of the TOE using the SW-UPDATE_SFP. Only user data recognized as an authentic SW-Update are allowed to be accepted as executable code; else they are rejected.
	<b>FDP_RIP.1</b>	Any previous information content of a resource is made unavailable upon the deallocation of the resource
	<b>FMT_MSA.3(2:FUN)</b>	Supports the FUNCTION_SFP to provide restrictive default values for security attributes that are used to enforce the SFP and allows nobody to specify alternative initial values to override the default values when an object or information is created.
	<b>FMT_MSA.3(5:IS)</b>	Supports the INPUT_SOURCES_SFP to provide restrictive default values for security attributes that are used to enforce the SFP and allows nobody to specify alternative initial values to override the default values when an object or information is created.
	<b>FMT_MSA.3(6:SWU)</b>	Provides the SW-UPDATE_SFP to provide restrictive default values for security attributes that are used to enforce the SFP and allows nobody to specify alternative initial values to override the default values when an object or information is created.
	<b>FDP_SDI.2(2)</b>	Requires consistency between motion sensor data and GNSS data.
	<b>FDP_SDI.2(3)</b>	Requires consistency between motion sensor data and driver activity data.
	<b>FMT_MOF.1(1)</b>	Prevents access to commands used in manufacturing that may be used to interfere with accurate processing.
	<b>FMT_MTD.1</b>	Restricts the ability to carry out manual time setting to workshop cards
	<b>FPT_PHP.3</b>	Requires resistance to physical attack to the TOE software in the field once implemented

*Continued on next page*

<b>public</b>		Date	Department	Signature
Designed by	norbert.koehn@continental-corporation.com	2025-07-21	A AM CSV RD PSHO VIL	
Released by	marion.gruener@continental-corporation.com	2025-07-21	A AM CSV RD PSHO VIL	
		© Continental AG 1381R41b.HOM.6154.SecurityTarget.pdf		Page 99 of 144


Security objective	SFR	Rationale
	<b>FPT_STM.1</b> <b>FPT_TDC.1(1)</b> <b>FPT_TDC.1(2)</b> <b>FPT_TDC.1(3:SWU)</b>	<p>Provides accurate time</p> <p>Requires correct interpretation of attributes and data between trusted products</p> <p>Requires correct interpretation of attributes and data between trusted products.</p> <p>Provides the capability to consistently interpret secure attributes as defined by the proprietary specification for the SW-Update by the TOE developer</p>
<b>O.Reliability</b>	<b>FDP_ACC.1(2:FUN)</b> <b>FDP_ACF.1(2:FUN)</b>  <b>FDP_SDI.2(1)</b> <b>FDP_SDI.2(2)</b> <b>FDP_SDI.2(3)</b>  <b>FDP_ACC.1(5:IS)</b> <b>FDP_ACF.1(5:IS)</b>  <b>FDP_ACC.1(6:SWU)</b> <b>FDP_ACF.1(6:SWU)</b>  <b>FDP_ITC.1</b>  <b>FDP_ITC.2</b>  <b>FDP_ITT.1</b>  <b>FDP_RIP.1</b>  <b>FDP_SDI.2(1)</b> <b>FDP_SDI.2(2)</b> <b>FIA_AFL.1(1:TCL)</b>  <b>FIA_AFL.1(2:TCR)</b>	<p>The FUNCTION_SFP defines the policy for control of access to specific functions (e.g. in calibration mode only).</p> <p>Requires consistency between motion sensor data and GNSS data</p> <p>Requires consistency between motion sensor data and driver activity data.</p> <p>The INPUT_SOURCES_SFP defines policy to ensure that data is processed only the right input sources.</p> <p>Defines security attributes for SW-UPDATE_SFP This restricts attempts to undermine TOE security through use of incorrect input sources (e.g. input and execution of unauthorised code)</p> <p>Implements the INPUT_SOURCES_SFP to control processing of data only from the correct input sources.</p> <p>Handles integrity and authenticity errors in data imported with security attributes.</p> <p><del>Where the TOE is implemented as physically separated components this provides integrity protection of transferred data.</del></p> <p>Any previous information content of a resource is made unavailable upon the deallocation of the resource</p> <p>monitors user data stored for integrity error</p> <p>Detects and records authentication failure events for the local use of tachograph cards</p> <p>Detects and records authentication failure events for the remote use of company tachograph cards</p>

Continued on next page

<b>public</b>		Date	Department	Signature
Designed by	norbert.koehn@continental-corporation.com	2025-07-21	A AM CSV RD PSHO VIL	
Released by	marion.gruener@continental-corporation.com	2025-07-21	A AM CSV RD PSHO VIL	
		© Continental AG 1381R41b.HOM.6154.SecurityTarget.pdf		Page 100 of 144


Security objective	SFR	Rationale
	<b>FIA_AFL.1(3:MS)</b>	Detects and records authentication failure events for the motion sensor
	<b><del>FIA_AFL.1(4:EGF)</del></b>	<del>Detects and records authentication failure events for the external GNSS facility</del>
	<b>FMT_MSA.3(2:FUN)</b>	Supports the FUNCTION_SFP to provide restrictive default values for security attributes that are used to enforce the SFP and allows nobody to specify alternative initial values to override the default values when an object or information is created.
	<b>FMT_MSA.3(5:IS)</b>	Supports the INPUT_SOURCES_SFP to provide restrictive default values for security attributes that are used to enforce the SFP and allows nobody to specify alternative initial values to override the default values when an object or information is created.
	<b>FMT_MSA.3(6:SWU)</b>	Provides the SW-UPDATE_SFP to provide restrictive default values for security attributes that are used to enforce the SFP and allows nobody to specify alternative initial values to override the default values when an object or information is created.
	<b>FMT_MOF.1(1)</b>	Prevents access to commands used in manufacturing that may be used to interfere with accurate processing.
	<b>FMT_MOF.1(2)</b>	Restricts the ability to enter calibration mode to workshop cards.
	<b>FMT_MTD.1</b>	Restricts the ability to carry out manual time setting to workshop cards.
	<b>FPT_FLS.1</b>	Preserves a secure state when the following types of failures occur.
	<b>FPT_PHP.2</b>	Detection of physical tampering (Power_Deviation) and generation of an audit record
	<b>FPT_PHP.3</b>	Requires resistance to physical attack to the TOE software in the field after the TOE activation
	<b>FPT_STM.1</b>	Provides accurate time
	<b>FPT_TST.1</b>	Detects integrity failure events for security data and stored executable code
	<b>FPT_TDC.1(1)</b>	Requires consistently between motion sensor data and GNSS data.

Continued on next page

<b>public</b>		Date	Department	Signature
Designed by	norbert.koehn@continental-corporation.com	2025-07-21	A AM CSV RD PSHO VIL	
Released by	marion.gruener@continental-corporation.com	2025-07-21	A AM CSV RD PSHO VIL	
		© Continental AG 1381R41b.HOM.6154.SecurityTarget.pdf		Page 101 of 144


Security objective	SFR	Rationale
	<b>FPT_TDC.1(2)</b> <b>FPT_TDC.1(3:SWU)</b>	Requires correct interpretation of attributes and data between trusted products. Provides the capability to consistently interpret secure attributes as defined by the proprietary specification for the SW-Update by the TOE developer
<b>O.Secured_Exchange</b>	<b>FCO_NRO.1</b> <b>FDP_ACC.1(2:FUN)</b> <b>FDP_ACF.1(2:FUN)</b> <b>FDP_ACC.1(4:UDE)</b> <b>FDP_ACF.1(4:UDE)</b> <b>FDP_ETC.2</b> <b>FDP_ITC.2</b> <b>FIA_ATD.1(1:TC)</b> <b>FIA_ATD.1(2:MS)</b> <b>FIA_ATD.1(3:EGF)</b> <b>FIA_UAU.6</b> <b>FIA_UID.2</b> <b>FMT_MSA.1</b> <b>FMT_MSA.3(2:FUN)</b> <b>FMT_MTD.1</b> <b>FMT_SMF.1</b> <b>FMT_SMR.1</b>	Generates an evidence of origin for the data to be downloaded to external media. The FUNCTION_SFP defines the policy for control of access to specific functions (e.g. in calibration mode only). Restricts the ability to read remote early detection communication facility data to control cards. Provides export of user data with security attributes using the USER_DATA_EXPORT_SFP. Handles integrity and authenticity errors in data imported with security attributes. Defines user attributes for tachograph cards. These attributes identify the motion sensor <del>or external GNSS facility</del> connected to the vehicle unit. Periodically re-authenticate the tachograph cards Connected devices are successfully identified before allowing any other action Supports the FUNCTION_SFP to restrict the ability to change default the security attributes User Group, User ID to nobody Supports the FUNCTION_SFP to provide restrictive default values for security attributes that are used to enforce the SFP and allows nobody to specify alternative initial values to override the default values when an object or information is created. Restricts the ability to carry out manual time setting to workshop cards. Identifies the capability to carry out specified management Defines the management roles that provide the basis for access control

Continued on next page

<b>public</b>		Date	Department	Signature
Designed by	norbert.koehn@continental-corporation.com	2025-07-21	A AM CSV RD PSHO VIL	
Released by	marion.gruener@continental-corporation.com	2025-07-21	A AM CSV RD PSHO VIL	
	© Continental AG	1381R41b.HOM.6154.SecurityTarget.pdf		Page 102 of 144

Security objective	SFR	Rationale
	<b>FCS_CKM.1(1)</b>	Key generation used to support authentication for the exchange.
	<b>FCS_CKM.2(1)</b>	Key distribution to support authentication for the exchange
	<b>FCS_CKM.4(1)</b>	Specifies the requirements for key destruction
	<b>FCS_COP.1(1:AES)</b>	Cryptographic algorithm used to support authentication
	<b>FCS_COP.1(2:SHA-2)</b>	Cryptographic algorithm used to support authentication
	<b>FCS_COP.1(3:ECC)</b>	Cryptographic algorithm used to support authentication
	<b>FCS_RNG.1</b>	Random numbers are generated in support of cryptographic key generation
	<b>FIA_UAU.1(1:TC)</b>	Tachograph card has to be successfully authenticated.
	<b>FIA_UAU.2(1:MS)</b>	Motion sensor has to be successfully authenticated before allowing any action
	<b><del>FIA_UAU.2(2:EGF)</del></b>	<del>External GNSS facility has to be successfully authenticated before allowing any action</del>
	<b>FTP_ITC.1(1:MS)</b>	Provides a trusted channel for the motion sensor.
	<b>FTP_ITC.1(2:TC)</b>	Provides a trusted channel for generation 2 tachograph cards.
	<b><del>FTP_ITC.1(3:EGF)</del></b>	<del>Provides a trusted channel for the external GNSS facility.</del>
	<b>FTP_ITC.1(4:TC)</b>	Provides a trusted channel for generation 1 tachograph cards
	<b>FCS_CKM.1(2)</b>	Key generation used to support authentication for the exchange.
	<b>FCS_CKM.2(2)</b>	Key distribution to support authentication for the exchange
	<b>FCS_CKM.4(2)</b>	Specifies the requirements for key destruction
	<b>FCS_COP.1(4:TDES)</b>	Cryptographic algorithm used to support authentication
	<b>FCS_COP.1(5:RSA)</b>	Cryptographic algorithm used to support authentication
	<b>FCS_COP.1(6:SHA-1)</b>	Cryptographic algorithm used to support authentication
	<b>FIA_UAU.1(2:TC)</b>	Tachograph card has to be successfully authenticated

Continued on next page

<b>public</b>		Date	Department	Signature
Designed by	norbert.koehn@continental-corporation.com	2025-07-21	A AM CSV RD PSHO VIL	
Released by	marion.gruener@continental-corporation.com	2025-07-21	A AM CSV RD PSHO VIL	
		© Continental AG 1381R41b.HOM.6154.SecurityTarget.pdf		Page 103 of 144



Security objective	SFR	Rationale
<b>O.Software_Update</b>	<b>FDP_ACC.1(6:SWU)</b> <b>FDP_ACF.1(6:SWU)</b>	Defines security attributes for SW-UPDATE_SFP This restricts attempts to undermine TOE security through use of incorrect input sources (e.g. input and execution of unauthorised code)
	<b>FDP_ITC.2</b>	Provides verification of imported software updates
	<b>FMT_MSA.3(6:SWU)</b>	Provides the SW-UPDATE_SFP to provide restrictive default values for security attributes that are used to enforce the SFP and allows nobody to specify alternative initial values to override the default values when an object or information is created.
	<b>FPT_TDC.1(3:SWU)</b>	Provides the capability to consistently interpret secure attributes as defined by the proprietary specification for the SW-Update by the TOE developer

### 7.2.3. Security Assurance Requirements Rationale

The chosen assurance package represents the predefined assurance package EAL4 augmented by the assurance components ATE\_DPT.2 and AVA\_VAN.5. This package is mandated by Annex IC [54], Appendix 10.

This package permits a developer to gain maximum assurance from positive security engineering based on good commercial development practices which, though rigorous, do not require substantial specialist knowledge, skills, and other resources. EAL4 is the highest level, at which it is likely to retrofit to an existing product line in an economically feasible way. EAL4 is applicable in those circumstances where developers or TOE users require a moderate to high level of independently assured security in conventional commodity TOEs and are prepared to incur additional security specific engineering costs.


The selection of the component ATE\_DPT.2 provides a higher assurance than the pre-defined EAL4 package due to requiring the functional testing of SFR-enforcing modules.

The selection of the component AVA\_VAN.5 provides a higher assurance than the pre-defined EAL4 package, namely requiring a vulnerability analysis to assess the resistance to penetration attacks performed by an attacker possessing a high attack potential (see also Table 3-3: Subjects and external entities, entry 'Attacker'). This decision represents a part of the conscious security policy for the recording equipment required by the regulation Annex IC [54], and reflected by the current ST.

The set of assurance requirements being part of EAL4 fulfils all dependencies a priori.

The augmentation of EAL4 chosen comprises the following assurance components:

- ATE\_DPT.2 and
- AVA\_VAN.5.

<b>public</b>		Date	Department	Signature
Designed by	norbert.koehn@continental-corporation.com	2025-07-21	A AM CSV RD PSHO VIL	
Released by	marion.gruener@continental-corporation.com	2025-07-21	A AM CSV RD PSHO VIL	
		© Continental AG 1381R41b.HOM.6154.SecurityTarget.pdf		Page 104 of 144



For these additional assurance components, all dependencies are met or exceeded in the EAL4 assurance package:

Table 7-5: SAR Dependencies (additional to EAL 4 only)

Component	Dependencies required by CC Part 3	Dependency satisfied by
ATE_DPD.2	ADV_ARC.1	ADV_ARC.1
	ADV_TDS.3	ADV_TDS.3
	ATE_FUN.1	ATE_FUN.1
AVA_VAN.5	ADV_ARC.1	ADV_ARC.1
	ADV_FSP.4	ADV_FSP.4
	ADV_TDS.3	ADV_TDS.3
	ADV_IMP.1	ADV_IMP.1
	AGD_OPE.1	AGD_OPE.1
	AGD_PRE.1	AGD_PRE.1
	ATE_DPT.1	ATE_DPT.2

#### 7.2.4. Security Requirements – Internal Consistency

This part of the security requirements rationale shows that the set of security requirements for the TOE consisting of the security functional requirements (SFRs) and the security assurance requirements (SARs) together form an internally consistent whole.

##### a) SFRs


The dependency analysis in section 7.2.1 for the security functional requirements shows that the basis for internal consistency between all defined functional requirements is satisfied. All dependencies between the chosen functional components are analysed and non-satisfied dependencies are appropriately explained.

All subjects and objects addressed by more than one SFR in sec. 6.1 are also treated in a consistent way: the SFRs impacting them do not require any contradictory property and behaviour of these 'shared' items. The current PP accurately reflects the requirements of Commission Implementing Regulation 2016/799 [53] implementing Regulation 165/2014 of the European Parliament and of the Council, Annex IC [54], which is assumed to be internally consistent

##### b) SARs

The assurance package EAL4 is a pre-defined set of internally consistent assurance requirements. The dependency analysis for the sensitive assurance components in section 7.2.3 shows that the assurance requirements are internally consistent, because all (additional) dependencies are satisfied and no inconsistency appears.

Inconsistency between functional and assurance requirements could only arise, if there are functional-assurance dependencies being not met – an opportunity having been shown not to arise in sections 7.2.1 and 7.2.3 Furthermore, as also discussed in section 7.2.3, the chosen assurance components are

public		Date	Department	Signature
Designed by	norbert.koehn@continental-corporation.com	2025-07-21	A AM CSV RD PSHO VIL	
Released by	marion.gruener@continental-corporation.com	2025-07-21	A AM CSV RD PSHO VIL	
		© Continental AG 1381R41b.HOM.6154.SecurityTarget.pdf		Page 105 of 144

adequate for the functionality of the TOE. So, there are no inconsistencies between the goals of these two groups of security requirements.

<b>public</b>		Date	Department	Signature
Designed by	norbert.koehn@continental-corporation.com	2025-07-21	A AM CSV RD PSHO VIL	
Released by	marion.gruener@continental-corporation.com	2025-07-21	A AM CSV RD PSHO VIL	
	© Continental AG	1381R41b.HOM.6154.SecurityTarget.pdf		Page 106 of 144

## 8. TOE summary specification

The TOE provides the following security services.

### 8.1. TOE\_SS.Identification\_Authentication

The TOE identifies and authenticates tachograph cards and motion sensors. The TOE identifies and authenticates the workshop user by his card and additionally his PIN.


*Application note 8-1: Identification and Authentication of an external GNSS facility is not applicable for the TOE.*

*Application note 8-2: The vehicle unit is able to authenticate the connected motion sensor by MS approval number and MS serial number or by MS extended serial number at motion sensor pairing. At motion sensor re-connection and at power supply recovery the vehicle unit authenticates the connected motion sensor by the usage of the correct and valid session key. The use of copied or replayed authentication data is prevented and will be detected.*

Table 8-1: TOE\_SS.Identification\_Authentication — SFRs concerned

TOE_SS.Identification_Authentication	
Security functional requirements concerned:	
FIA_UID.2:	User Identification before any action
FIA_UAU.3, FIA_UAU.5, FIA_UAU.6:	authentication
FIA_UAU.1(1:TC):	Timing of authentication
FIA_AFL.1(1:TCL):	Authentication failure handling: tachograph cards
FIA_AFL.1(2:TCR):	Authentication failure handling: remote tachograph company card
FIA_AFL.1(3:MS):	Authentication failure handling: motion sensor
FIA_ATD.1(1:TC), FIA_ATD.1(2:MS), FMT_SMR.1:	User groups to be maintained by the TOE
FMT_MSA.3(2:FUN):	Static attribute initialization: (functions)
FDP_ACC.1(2:FUN):	subset access control: (functions)
Supported by:	
FCS_COP.1(1:AES), FCS_COP.1(2:SHA-2), FCS_COP.1(3:ECC), FCS_COP.1(5:RSA):	for the tachograph cards
FCS_CKM.1(1), FCS_CKM.2(1), FCS_CKM.4(1), FCS_CKM.1(2), FCS_CKM.2(2), FCS_CKM.4(2):	cryptographic key management

*Continued on next page*

public		Date	Department	Signature
Designed by	norbert.koehn@continental-corporation.com	2025-07-21	A AM CSV RD PSHO VIL	
Released by	marion.gruener@continental-corporation.com	2025-07-21	A AM CSV RD PSHO VIL	
		© Continental AG 1381R41b.HOM.6154.SecurityTarget.pdf		Page 107 of 144

TOE_SS.Identification_Authentication	
FAU_GEN.1:	Audit records: Generation
FMT_MSA.1:	Management of security attributes
FMT_MTD.1:	Management of TSF data
FMT_SMF.1:	Specification of management functions

## 8.2. TOE\_SS.Access\_Control


The TOE controls access to stored data and functions based on the mode of operation.

The TOE regularly sends its current remote early detection data to the internal or external remote early detection communication facility (REDCF). This data is encrypted and authenticated. The data can be accessed by any remote early detection communication reader that interrogates the REDCF, without any authentication being necessary. Access to remote early detection communication data is controlled on the basis of possession of the correct key from which the TOE-specific decryption key can be derived.

Table 8-2: TOE\_SS.Access\_Control — SFRs concerned

TOE_SS.Access_Control	
<b>Security functional requirements concerned:</b>	
FDP_ACC.1(1:FIL):	Subset access control: (file structure)
FDP_ACF.1(1:FIL):	Security attribute based access control: (file structure)
FDP_ACC.1(2:FUN):	Subset access control (functions)
FDP_ACF.1(2:FUN):	Security attribute based access control (functions)
FDP_ACC.1(3:DAT):	Subset access control: (data)
FDP_ACF.1(3:DAT):	Security attribute based access control (data)
FDP_ACC.1(4:UDE):	Subset access control: (user data export)
FDP_ACF.1(4:UDE):	Security attribute based access control. (user data export)
FDP_ACC.1(5:IS):	Subset access control: (Input sources)
FDP_ACF.1(5:IS):	Security attribute based access control: (Input sources)
FDP_ACC.1(6:SWU):	Subset access control: (SW update)
FDP_ACF.1(6:SWU):	Security attribute based access control: (SW update)
<b>Supported by:</b>	

*Continued on next page*

public		Date	Department	Signature
Designed by	norbert.koehn@continental-corporation.com	2025-07-21	A AM CSV RD PSHO VIL	
Released by	marion.gruener@continental-corporation.com	2025-07-21	A AM CSV RD PSHO VIL	
		© Continental AG 1381R41b.HOM.6154.SecurityTarget.pdf		Page 108 of 144

<b>TOE_SS.Access_Control</b>	
FIA_UAU.2(1:MS), FIA_UAU.3:	Authentication: (motion sensor)
FIA_UAU.1(1:TC), FIA_UAU.1(2:TC), FIA_UAU.3, FIA_UAU.5, FIA_UAU.6:	Authentication: (tachograph cards)
FMT_MTD.1:	Management of TSF data
FMT_MSA.3(1:FIL):	Static attribute initialization: (file structure)
FMT_MSA.3(2:FUN):	Static attribute initialization control: (functions)
FMT_MSA.3(3:DAT):	Static attribute initialization control: (data)
FMT_MSA.3(4:UDE):	Static attribute initialization: (user data export)
FMT_MSA.3(5:IS):	Static attribute initialization: (Input sources)
FMT_MSA.3(6:SWU):	Static attribute initialization: (SW update)
FMT_MSA.1:	Management of security attributes
FMT_SMF.1:	Specification of management functions
FMT_SMR.1:	Security management roles


### 8.3. TOE\_SS.Accountability of users

User activity is recorded such that users can be held accountable for their actions.

Table 8-3: TOE\_SS.Accountability of users – SFRs concerned

<b>TOE_SS.Accountability of users</b>	
<b>Security functional requirements concerned:</b>	
FAU_GEN.1:	Security audit data generation
FAU_STG.1:	Protected audit data storage
FAU_STG.4:	Prevention of audit data loss
FDP_ETC.2:	Export of user data with security attributes
<b>Supported by:</b>	
FDP_ACC.1(3:DAT):	Subset access control (data)
FDP_ACF.1(3:DAT):	Security attribute based access control: (data)
FDP_ACC.1(4:UDE):	Subset access control: (user data export)
FDP_ACF.1(4:UDE):	Security attribute based access control: (user data export)
FPT_STM.1:	Reliable time stamp
FCS_COP.1(1:AES):	for the motion sensor and 2 <sup>nd</sup> generation tachograph cards

*Continued on next page*

<b>public</b>		Date	Department	Signature
Designed by	norbert.koehn@continental-corporation.com	2025-07-21	A AM CSV RD PSHO VIL	
Released by	marion.gruener@continental-corporation.com	2025-07-21	A AM CSV RD PSHO VIL	
		© Continental AG 1381R41b.HOM.6154.SecurityTarget.pdf		Page 109 of 144

TOE_SS.Accountability of users	
FCS_COP.1(4:TDES):	for 1 <sup>st</sup> generation tachograph cards

## 8.4. TOE\_SS.Audit of events and faults

The TOE detects and records a range of events and faults.

Table 8-4: TOE\_SS.Audit of events and faults – SFRs concerned)

TOE_SS.Audit of events and faults	
<b>Security functional requirements concerned:</b>	
FAU_GEN.1:	Security audit data generation
FAU_SAR.1:	Audit review
<b>Supported by:</b>	
FDP_ACC.1(3:DAT):	Subset access control: (data)
FDP_ACF.1(3:DAT):	Security attribute based access control: (data)
FDP_ETC.2:	Export of user data with security attributes

## 8.5. TOE\_SS.Residual information protection for secret data

Encryption keys and certificates are deleted from the TOE when no longer needed, such that the information can no longer be retrieved

Table 8-5: TOE\_SS.Residual information protection for secret data – SFRs concerned)

TOE_SS.Residual information protection for secret data	
<b>Security functional requirements concerned:</b>	
FDP_RIP.1:	Subset residual information protection
<b>Supported by:</b>	
FCS_CKM.4(1), FCS_CKM.4(2):	Cryptographic key destruction

## 8.6. TOE\_SS.Integrity and authenticity of exported data

The integrity and authenticity of user data exported (downloaded) to an external storage medium, in accordance with Annex IC [54], Appendix 7, is assured through the use of digital signatures.


public		Date	Department	Signature
Designed by	norbert.koehn@continental-corporation.com	2025-07-21	A AM CSV RD PSHO VIL	
Released by	marion.gruener@continental-corporation.com	2025-07-21	A AM CSV RD PSHO VIL	
		© Continental AG 1381R41b.HOM.6154.SecurityTarget.pdf		Page 110 of 144

Table 8-6: TOE\_SS.Integrity and authenticity of exported data – SFRs concerned)

TOE_SS.Integrity and authenticity of exported data	
<b>Security functional requirements concerned:</b>	
FCO_NRO.1:	Selective proof of origin
FDP_ETC.2:	Export of user data with security attributes
<b>Supported by:</b>	
FCS_COP.1(2:SHA-2), FCS_COP.1(3:ECC):	Cryptographic operation


## 8.7. TOE\_SS.Stored\_Data\_Accuracy

Data stored in the TOE fully and accurately reflects the input values from all sources (motion sensor, VU real time clock, calibration connector, Tachograph cards, VU keyboard, ~~external GNSS facility~~ (if applicable - **Note: not applicable**)).

Table 8-7: TOE\_SS.Stored\_Data\_Accuracy – SFRs concerned)

TOE_SS.Stored_Data_Accuracy	
<b>Security functional requirements concerned:</b>	
FDP_ITC.1:	import of user data without security attributes
FDP_ITC.2:	import of user data with security attributes
FPT_TDC.1(1):	Inter-TSF basic TSF data consistency
FPT_TDC.1(2):	Inter-TSF basic TSF data consistency
FPT_TDC.1(3:SWU):	Inter-TSF basic TSF data consistency
FDP_SDI.2(1):	Stored data integrity monitoring and action (1)
FDP_SDI.2(2):	Stored data integrity monitoring and action (2)
FDP_SDI.2(3):	Stored data integrity monitoring and action (3)
<b>Supported by:</b>	
FDP_ACC.1(5:IS):	Subset access control: (input sources)
FDP_ACF.1(5:IS):	Security attribute based access control: (input sources)
FDP_ACC.1(2:FUN):	Subset access control: (functions)
FDP_ACF.1(2:FUN):	Security attribute based access control: (functions)
FAU_GEN.1:	Security audit data generation
FPT_STM.1:	Reliable time stamps
FIA_UAU.2(1:MS), FIA_UAU.3:	Authentication: (motion sensor)

*Continued on next page*

public		Date	Department	Signature
Designed by	norbert.koehn@continental-corporation.com	2025-07-21	A AM CSV RD PSHO VIL	
Released by	marion.gruener@continental-corporation.com	2025-07-21	A AM CSV RD PSHO VIL	
		© Continental AG 1381R41b.HOM.6154.SecurityTarget.pdf		Page 111 of 144


TOE_SS.Stored_Data_Accuracy	
FIA_UAU.1(1:TC), FIA_UAU.1(2:TC), FIA_UAU.3, FIA_UAU.5, FIA_UAU.6:	Authentication: tachograph cards)

## 8.8. TOE\_SS.Reliability

The TOE provides features that aim to assure the reliability of its services. These features include but are not limited to self-testing, physical protection, control of executable code, resource management, and secure handling of events.

Table 8-8: TOE\_SS.Reliability – SFRs concerned)

TOE_SS.Reliability	
<b>Security functional requirements concerned:</b>	
FDP_ITC.2:	Import of user data with security attributes
FPT_FLS.1:	Failure with preservation of secure state
FPT_PHP.2:	Notification of physical attack
FPT_PHP.3:	Resistance to physical attack: stored data
FPT_TST.1:	TSF testing
FDP_ACC.1(6:SWU):	Subset access control
FDP_ACF.1(6:SWU):	Security based access control
FDP_ITC.2:	Import of user data with security attributes
FPT_TDC.1(1), FPT_TDC.1(2), FPT_TDC.1(3:SWU):	Inter-TSF basic TSF data consistency
FMT_MSA.3(6:SWU):	Static attribute initialization control: (Software update)
<b>Supported by:</b>	
FAU_GEN.1:	Audit records: Generation
FDP_ACC.1(5:IS), FDP_ACF.1(5:IS):	no executable code from external sources
FDP_ACC.1(2:FUN), FDP_ACF.1(2:FUN):	Tachograph Card withdrawal
FMT_MOF.1(1), FMT_MOF.1(2), FMT_MOF.1(3), FMT_MOF.1(4), FMT_MOF.1(5):	No test entry points; calibration only in workshop; manage company locks only by company, performing control activities only by controller
FMT_MTD.1:	Management of TSF data

public		Date	Department	Signature
Designed by	norbert.koehn@continental-corporation.com	2025-07-21	A AM CSV RD PSHO VIL	
Released by	marion.gruener@continental-corporation.com	2025-07-21	A AM CSV RD PSHO VIL	
		© Continental AG		Page 112 of 144
		1381R41b.HOM.6154.SecurityTarget.pdf		



## 8.9. TOE\_SS.Data\_Exchange

The TOE provides this security service of data exchange with the motion sensor and tachograph cards.

Table 8-9: TOE\_SS.Data\_Exchange – SFRs concerned)

TOE_SS.Data_Exchange	
Security functional requirements concerned:	
FDP_ETC.2:	Export of user data with security attributes: to the TC
FDP_ITC.2:	Import of user data with security attributes: from the MS and the TC
Supported by:	
FCS_COP.1(1:AES), FCS_COP.1(4:TDES):	for the motion sensor and the tachograph cards of 2nd and 1st generation
FCS_COP.1(2:SHA-2), FCS_COP.1(3:ECC):	for data downloading to external media (signing)
FCS_CKM.1(1), FCS_CKM.2(1), FCS_CKM.4(1), FCS_CKM.1(2), FCS_CKM.2(2), FCS_CKM.4(2):	cryptographic key management
FDP_ACC.1(4:UDE), FDP_ACF.1(4:UDE):	User data export to the TC
FDP_ACC.1(5:IS), FDP_ACF.1(5:IS):	User data import from the MS and the TC
FAU_GEN.1:	Audit records: Generation
FTP_ITC.1(1:MS), FTP_ITC.1(2:TC), FTP_ITC.1(4:TC):	Inter-TSF trusted channel to MS and TC
FIA_ATD.1(2:MS):	User attribute definition of MS identification and pairing data

## 8.10. TOE\_SS.Cryptographic\_support

The TOE provides this security service of cryptographic support using standard cryptographic algorithms and procedures.

Detailed properties of this security service are described in Appendix 11 of Annex IC [54].



public		Date	Department	Signature
Designed by	norbert.koehn@continental-corporation.com	2025-07-21	A AM CSV RD PSHO VIL	
Released by	marion.gruener@continental-corporation.com	2025-07-21	A AM CSV RD PSHO VIL	
	© Continental AG	1381R41b.HOM.6154.SecurityTarget.pdf		Page 113 of 144

Table 8-10: TOE\_SS.Cryptographic\_support – SFRs concerned)

<b>TOE_SS.Cryptographic_support</b>	
<b>Security functional requirements concerned:</b>	
FCS_COP.1(1:AES):	for the motion sensor, the tachograph cards of 2nd generation and for Software Update
FCS_COP.1(4:TDES):	For tachograph cards of 1st generation
FCS_COP.1(2:SHA-2), FCS_COP.1(3:ECC), FCS_COP.1(5:RSA), FCS_COP.1(6:SHA-1):	for data downloading to external media (signing) and for the Software Update
FCS_CKM.1(1), FCS_CKM.2(1), FCS_CKM.4(1), FCS_CKM.1(2), FCS_CKM.2(2), FCS_CKM.4(2):	cryptographic key management
FCS_RNG.1:	Generation of random numbers

<b>public</b>		Date	Department	Signature
Designed by	norbert.koehn@continental-corporation.com	2025-07-21	A AM CSV RD PSHO VIL	
Released by	marion.gruener@continental-corporation.com	2025-07-21	A AM CSV RD PSHO VIL	
	© Continental AG	1381R41b.HOM.6154.SecurityTarget.pdf		Page 114 of 144


# Referenced Documents

## Common Criteria References

- [1] **Common Criteria for Information Technology Security Evaluation, Part 1.** : Introduction and General Model; CCMB-2017-09-001, Version 3.1, Revision 5, April 2017.
- [2] **Common Criteria for Information Technology Security Evaluation, Part 2.** : Security Functional Components; CCMB-2017-09-002, Version 3.1, Revision 5, April 2017.
- [3] **Common Criteria for Information Technology Security Evaluation, Part 3.** : Security Assurance Requirements CCMB-2017-09-003, Version 3.1, Revision 5, April 2017.
- [5] **Common Criteria Protection Profile, Digital Tachograph – Vehicle Unit (VU PP).** Compliant with Commission Implementing Regulation (EU) 2016/799 of 18 March 2016 implementing Regulation (EU) 165/2014 (Annex IC), as amended by (Regulation (EU) 2020/1054 of the European Parliament and of the Council of 15 July 2020), and as amended by Commission Implementing Regulation (EU) 2018/502 of 28 February 2018 and Commission Implementing Regulation (EU) 2021/1228 of 16 July 2021, DG JRC – Directorate E – Space, Security and Migration Cyber and Digital Citizens' Security Unit E3, BSI-CC-PP-0094-V2, version 1.15, 06/06/2021.
- [9] **Common Criteria Protection Digital Tachograph Motion Sensor (MS PP),** Version 1.0, 9 May 2017 (BSI-CC-PP-0093).

## Tachograph Standards

- [53] **Commission Implementing Regulation (EU) 2016/799.** of 18 March 2016 implementing Regulation (EU) 165/2014 of the European Parliament and of the Council laying down the requirements for the construction, testing, installation, operation and repair of tachographs and their components, Annex IC last amended by Commission Implementing Regulation (EU) 2023/980 of 16 May 2023.
- [54] **Annex 1C.** of Commission Implementing Regulation (EU) 2016/799.
- [55] **Appendix 11 of Annex 1C.** of Commission Implementing Regulation (EU) 2016/799.
- [57] **ISO 16844-4.** : Road Vehicles – Tachograph Systems- Part 4: CAN Interface, 2015.
- [58] **Commission Implementing Regulation (EU) 2019/1213.** of 12 July 2019 – laying down detailed provisions ensuring uniform conditions for the implementation of interoperability and compatibility of on-board weighing equipment pursuant to Council Directive 96/53/EC.
- [60] **Regulation (EC) No 561/2006.** of the European Parliament and of the Council of 15 March 2006 on the harmonisation of certain social legislation relating to road transport and amending Council Regulations (EEC) No 3821/85 and (EC) No 2135/98 and repealing Council Regulation (EEC) No 3820/85, last amended by Regulation (EU) 2020/1054 of the European Parliament and of the Council of 15 July 2020.

public		Date	Department	Signature
Designed by	norbert.koehn@continental-corporation.com	2025-07-21	A AM CSV RD PSHO VIL	
Released by	marion.gruener@continental-corporation.com	2025-07-21	A AM CSV RD PSHO VIL	
		© Continental AG 1381R41b.HOM.6154.SecurityTarget.pdf		Page 115 of 144

# Other References

[300] **Public Security Target IFX\_CCI\_00003Fh, IFX\_CCI\_000059h, IFX\_CCI\_00005Bh, IFX\_CCI\_00003Ch, IFX\_CCI\_00003Dh, IFX\_CCI\_00005Ah, G11.** including optional software libraries: Flash Loader according Package1 and Package2, HCL, RCL, HSL, ACL and SCL Common Criteria EAL6 augmented / EAL6+ Revision 2.6 as of 2024-08-16.

[305] **FIPS PUB 180-4.** : Secure Hash Standard, NIST, March 2012.

[306] **FIPS PUB 186-4.** : Digital Signature Standard (DSS), NIST, July 2013.

[307] **FIPS PUB 197.** , U.S. Department of Commerce, National Institute of Standards and Technology, Information Technology Laboratory (ITL), Advanced Encryption Standard (AES).

[308] **RFC 3447.** Public-Key Cryptography Standards (PKCS) 1: RSA Cryptography Specifications Version 2.1, February 2003.

[315] **TR-03111.** , Technical Guideline, Elliptic Curve Cryptography, BSI; version 2.00, 2012-06-28.

[316] **A proposal for: Functionality classes for random number generators.** , Wolfgang Killmann (T-Systems) and Werner Schindler (BSI), Version 2.0, 18 September 2011.

[317] **Anforderungen und Prüfbedingungen für Sicherheitsetiketten.** , BSI TL-03415, Bundesamt für Sicherheit in der Informationstechnik, Version: 1.4, Juli 2011.

[318] **ISO 15946-1:2002.** Information technology - Security techniques - Cryptographic techniques based on elliptic curves - Part 1: General.

[319] **ANSI X9.62:2005.** Public Key Cryptography for the financial services industry: The Elliptic Curve Digital Signature Algorithm (ECDSA).

public		Date	Department	Signature
Designed by	norbert.koehn@continental-corporation.com	2025-07-21	A AM CSV RD PSHO VIL	
Released by	marion.gruener@continental-corporation.com	2025-07-21	A AM CSV RD PSHO VIL	
		© Continental AG	1381R41b.HOM.6154.SecurityTarget.pdf	Page 116 of 144

# Annexes

## Annex A Key & Certificate Tables

This annex provides details of the cryptographic keys and certificates required by the VU during its lifetime, and to support communication with 1<sup>st</sup> and 2<sup>nd</sup> generation devices.

Table A-1	First-generation asymmetric keys generated, used or stored by a VU
Table A-2	First-generation symmetric keys generated, used or stored by a VU
Table A-3	First-generation certificates used or stored by a VU
Table A-4	Second-generation asymmetric keys generated, used or stored by a VU
Table A-5	Second-generation symmetric keys generated, used or stored by a VU
Table A-6	Second-generation certificates used or stored by a VU

In general, a vehicle unit will not be able to know when it has reached end of life and thus will not be able to make permanent secret keys unavailable. Therefore, for the purposes of the tables below, 'end of life' is defined as one of following circumstances:

- When support for the Generation-1 cryptography is suppressed by a workshop, as described in Application note 1-5; ;
- When the (Gen. 2) vehicle unit sign certificate has reached its end of validity. If other circumstances necessitate the decommissioning of a vehicle unit, making unavailable the permanently stored keys mentioned in this table, if feasible, is a matter of organisational policy.


<b>public</b>		Date	Department	Signature
Designed by	norbert.koehn@continental-corporation.com	2025-07-21	A AM CSV RD PSHO VIL	
Released by	marion.gruener@continental-corporation.com	2025-07-21	A AM CSV RD PSHO VIL	
	© Continental AG	1381R41b.HOM.6154.SecurityTarget.pdf		Page 117 of 144

Table A-1: First-generation asymmetric keys generated, used or stored by a VU

Key Symbol	Description	Purpose	Type	Source	Generation method	Destruction method and time	Stored in
VU.SK	VU private key	Used by the VU to perform VU authentication to-wards tachograph cards and for signing downloaded data files	RSA	Generated by VU or VU manufacturer at the end of the manufacturing phase	<del>See section 6.1.3.1.1 if done by VU.</del> Otherwise, not in scope of this ST.	Made unavailable when the VU has reached end of life	non-volatile memory
SWUM.SK	SWUM private key	Used by the VU manufacturer for decrypting the transport key of the update file	RSA	Generated by VU manufacturer at the end of the manufacturing phase	Not in scope of this ST	Made unavailable when the VU has reached end of life	non-volatile memory
SWUM.PK	SWUM public key	Used by the VU for encrypting the transport key of the update file	RSA	Generated by VU manufacturer at the end of the manufacturing phase	Not in scope of this ST	Made unavailable when the VU has reached end of life	non-volatile memory
EUR.PK	Public key of ERCA	Used by VU to perform verification of MS certificates presented by (for-eign) cards during mutual authentication. See also notes for EUR.KID in Table A-3	RSA	Generated by ERCA; inserted in VU by manufacturer at the end of the manufacturing phase	Out of scope for this ST	Not applicable	VU non-volatile memory

Continued on next page

Key Symbol	Description	Purpose	Type	Source	Generation method	Destruction method and time	Stored in
Card.PK (conditional, possibly multiple)	Card public key	Used by VU to perform card authentication (see also notes for Card.C contents in Table A-3)	RSA	Generated by card or card manufacturer; obtained by VU in card certificate during mutual authentication	Out of scope for this ST	Not applicable	VU non-volatile memory
MS.PK (conditional, possibly multiple)	Public key of an MSCA other than the MSCA responsible for signing the VU certificate	Used by VU to perform verification of card certificates signed by this (foreign) MSCA. See also notes for MS.C contents in Table A-3	RSA	Generated by (foreign) MSCA; obtained by VU in MS certificate presented by a card during mutual authentication	Out of scope for this ST	Not applicable	VU non-volatile memory

Table A-2: First-generation symmetric keys generated, used or stored by a VU

Key Symbol	Description	Purpose	Type	Source	Generation method	Destruction method and time	Stored in
	Secure Messaging session key Agreed between VU and card during mutual authentication	Session key for data protection between VU and a card during a Secure Messaging session	TDES	Agreed between VU and card during mutual authentication	See section 6.1.3.1.1	Made unavailable when the Secure Messaging session is aborted	Not permanently stored


Continued on next page

Table A-3: First-generation certificates used or stored by a VU

Certificate Symbol	Description	Purpose	Source	Stored in	Note
VU.C	VU certificate for signing and Mutual Authentication	Used by cards or IDE to obtain and verify the VU.PK that they will subsequently use to perform VU authentication or verification of signatures created by the VU	Created and signed by MSCA based on VU manufacturer input; inserted by manufacturer at the end of the manufacturing phase	VU general non-volatile memory	
MS.C	Certificate of MSCA responsible for signing VU certificate	Used by cards or IDE to obtain and verify the MS.PK that they will subsequently use to verify the VU.C	Created and signed by ERCA based on MSCA input; inserted by manufacturer at the end of the manufacturing phase	VU general non-volatile memory	
Card.C contents (conditional, possibly multiple)	CHR and other card certificate contents	If a VU has verified a card certificate before, it may store the public key (see Table A-1), the CHR and possibly the validity period and other data in order to authenticate that card again in the future	Created and signed by MSCA based on card manufacturer input; inserted in card by card manufacturer; obtained and stored by VU during a previous successful card authentication.	VU general non-volatile memory	Presence in VU is conditional; only if VU is designed to store card certificate contents for future reference and has encountered cards in the past. The VU may store the contents of multiple Card.C.



Certificate Symbol	Description	Purpose	Source	Stored in	Note
MS.C contents (conditio-nal, possibly multiple	CHR and other MS certificate contents	If a VU has verified a MS certificate before, it may store the public key (see Table A-1), the CHR and possibly the validity period and other data in order to verify card certificates based on that MS certificate in the future	Created and signed by ERCA based on MSCA input, inserted in card by card manufacturer; obtained and stored by VU after successful verification during a previous mutual authentication process with a (foreign) card.	VU general non-volatile memory.	Presence in VU is conditional; only if VU is de-signed to store MSCA certificate contents for future reference and has encountered cards containing a foreign MS certificate in the past. The VU may store the contents of multiple MS.C
EUR.KID Key	Key Identifier for public key of ERCA	This identifier will be used by the VU to reference the European root public key during mutual authentication towards cards <del>or</del> <i>EGFs</i>	Inserted in VU by manufacturer at the end of the manufacturing phase	VU general non-volatile memory	

<p>Designed by Released by</p> <p><b>public</b></p> <p>norbert.koehn@continental-corporation.com marion.gruener@continental-corporation.com</p> <p>© Continental AG</p>		<p>Date</p> <p>2025-07-21 2025-07-21</p>	<p>Department</p> <p>A AM CSV RD PSHO VIL A AM CSV RD PSHO VIL</p>	<p>Signature</p>
<p></p>		<p>1381R41b.HIOM.6154.SecurityTarget.pdf</p>		<p>Page 121 of 144</p>

Continued on next page

Table A-4: Second-generation asymmetric keys generated, used or stored by a VU

Key Symbol	Description	Purpose	Type	Source	Generation method	Destruction method and time	Stored in
VU_-MA.SK	VU private key for Mutual Au-thentication	Used by the VU to perform VU authentication towards tachograph cards and external GNSS facilities	ECC	Generated by VU or VU manufacturer at the end of the manufacturing phase	not in scope of this ST.	Made unavailable when the VU has reached end of life	VU non-volatile memory
VU_Sign.-SK	VU private key for signing	Used by the VU to sign downloaded data files	ECC	Generated by VU or VU manufacturer at the end of the manufacturing phase	not in scope of this ST.	Made unavailable when the VU has reached end of life	SecDEV PC in the production
SecDev.SK	SecDev private key	Used for verification of the signature of the update file	ECC	Generated by VU manufacturer at the end of the manufacturing phase	not in scope of this ST.	Made unavailable when the VU has reached end of life	SecDEV PC in the production
SecDev.PK	SecDev public key	Used for generating the corresponding signatures	ECC	Generated by VU manufacturer at the end of the manufacturing phase	not in scope of this ST.	Made unavailable when the VU has reached end of life	VU non-volatile memory


public

Designed by Released by	norbert.koehn@continental-corporation.com marion.gruener@continental-corporation.com	Date	2025-07-21 2025-07-21	Department	A AM CSV RD PS HO VIL A AM CSV RD PS HO VIL	Signature
Continental	© Continental AG				1381R41b.HIOM.6154_SecurityTarget.pdf	Page 122 of 144

Key Symbol	Description	Purpose	Type	Source	Generation method	Destruction method and time	Stored in
MD.SK	Management device private key	used for generating the response for the challenge during management device authentication	ECC	Generated by VU manufacturer at the end of the manufacturing phase	not in scope of this ST.	Made unavailable when the VU has reached end of life	VU non-volatile memory
MD.PK	Management device public key	used for verification of the response of the management device	ECC	Generated by VU manufacturer at the end of the manufacturing phase	not in scope of this ST.	Made unavailable when the VU has reached end of life	VU non-volatile memory
EUR.PK (current)	The current public key of ERCA (at the time of issuing of VU)	Used by the VU for the verification of MSCA certificates issued under the current ERCA root certificate. See also notes for EUR.C (current contents in Table A-6.	ECC	Generated by ERCA; inserted in VU by manufacturer at the end of the manufacturing phase	Out of scope for this ST	Not applicable	VU non-volatile memory

Continued on next page

**public**

Designed by Released by	norbert.koehn@continental-corporation.com marion.gruener@continental-corporation.com	Date	2025-07-21 2025-07-21	Department	A AM CSV RD PSHO VIL A AM CSV RD PSHO VIL	Signature
	© Continental AG				1381R41b.HIOM.6154.SecurityTarget.pdf	Page 123 of 144

Key Symbol	Description	Purpose	Type	Source	Generation method	Destruction method and time	Stored in
EUR.PK (previous)	The previous public key of ERCA (at the time of issuing of VU)	Used by the VU to verify MSCA certificates issued under the previous ERCA root certificate. See also notes for EUR.C (previous) contents in Table A-6	ECC	Generated by ERCA; inserted in VU by manufacturer at the end of the manufacturing phase	Out of scope for this ST	Not applicable	VU non-volatile memory (conditional; only present if existing at time of VU issuance)
EUR.Link.PK	The public key of ERCA following the public key that was current at the time of issuing of the VU	Used by the VU to verify MSCA certificates issued under the next ERCA root certificate. Note that EUR.Link.PK is the same as the next EUR.PK. See also Application note 6-40: And notes for EUR.Link.C contents in Table A-6.	ECC	Generated by ERCA; inserted by manufacturer in a card or EGF issued under the next generation of EUR.C as part of the EUR.Link.C; obtained by VU during mutual authentication towards such card <del>or EGF</del>	Out of scope for this ST	Not applicable	VU general nonvolatile memory (conditional; only if the VU has successfully authenticated a next-generation card or EGF)
VU.SKEPH	VU ephemeral private key	Used by the VU to perform session key agreement with a tachograph card or external GNSS facility	ECC	Generated by VU during mutual authentication with a card or EGF	See section 6.1.2.1.1	Made unavailable at the latest when the Secure Messaging session is aborted	Not permanently stored

Continued on next page

*Continued on next page*

Key Symbol	Description	Purpose	Type	Source	Generation method	Destruction method and time	Stored in
VU.PKEPH	VU ephemeral public key	Used by tacho-graph cards or external GNSS facilities to per-form session key agreement with the VU	ECC	Generated by VU during mutual authentication with a card or EGF, together with VU.SKeph	See section 6.1.2.1.1	Not applicable	Not permanently stored
Card_-MA.PK	Card public key for Mutual Authentication	Used by VU to perform card authentication and session key agreement (See also notes for Card_MA.C contents in Table A-6)	ECC	Generated by card or card manufac-turer; obtained by VU in card certi-ficate during mu-tual authentication	Out of scope for this ST	Not applicable	VU non-volatile memory (conditional, possibly multiple)
EGF_MA.PK	EGF public key for Mutual Authentication	Used by VU to perform EGF authentication and session key agreement (See also notes for Card_MA.C contents in Table A-6)	ECC	Generated by EGF or EGF manufacturer; obtained by VU in EGF certificate during mutual authentication as part of the coupling process	Out of scope for this ST	Not applicable	VU non-volatile memory (conditional, possibly multiple)

<p>Designed by Released by</p> <p>norbert.koehn@continental-corporation.com marion.gruener@continental-corporation.com</p> <p>2025-07-21 2025-07-21</p> <p>A AM CSV RD PSHO VIL A AM CSV RD PSHO VIL</p>		<p><b>public</b></p>		<p>Date</p>		<p>Department</p>		<p>Signature</p>
<p>Continental</p>		<p>© Continental AG</p>		<p>1381R41b.HIOM.6154.SecurityTarget.pdf</p>		<p>Page 125 of 144</p>		


Key Symbol	Description	Purpose	Type	Source	Generation method	Destruction method and time	Stored in
MSCA_-Card.PK	Public key of MSCA responsi-ble for signing card certificates	Used by VU to verify the certifi-cate of a card signed by this (foreign) MSCA. See also notes for MSCA-_Card.C contents in Table A-6)	ECC	Generated by MSCA ; obtained by VU in MSCA-_Card certificate during mutual authentication	Out of scope for this ST	Not applicable	VU non-volatile memory (conditional, possibly multiple)
VUEGF.PK	Public key of MSCA responsi-ble for signing VU and EGF certificates	Used by VU to verify the certificate of an EGF signed by this (foreign) MSCA. See also notes for MSCA_VUEGF.C contents in Table A-6.	ECC	Generated by MSCA ; obtained by VU in MSCA_VU-EGF certificate during coupling to an EGF	Out of scope for this ST	Not applicable	VU non-volatile memory (conditional, possibly multiple)

<p>Designed by Released by</p> <p>norbert.koehn@continental-corporation.com marion.gruener@continental-corporation.com</p> <p>© Continental AG</p>			<p><b>public</b></p>	<p>Date</p> <p>2025-07-21 2025-07-21</p>	<p>Department</p> <p>A AM CSV RD PSHO VIL A AM CSV RD PSHO VIL</p>	<p>Signature</p>
<p>Continental</p>					<p>1381R41b.HIOM.6154.SecurityTarget.pdf</p>	<p>Page 126 of 144</p>

Continued on next page

Table A-5: Second-generation symmetric keys generated, used or stored by a VU

Key Symbol	Description	Purpose	Type	Source	Generation method	Destruction method and time	Stored in
Km-vu	Motion sensor master key – VU part	Allowing a VU to derive the Motion Sensor Master Key if a work-shop card is inserted into the VU	AES	Generated by ERCA; inserted by VU manufacturer at the end of the manufacturing phase. Note: as explained in Annex 1C [54], Appendix 11, section 12.2, a VU contains only one Km-vu.	Out of scope for this ST	Made unavailable when the VU has reached end of life	VU non-volatile Memory

		<b>public</b>			Signature
Designed by Released by		norbert.koehn@continental-corporation.com marion.gruener@continental-corporation.com	2025-07-21 2025-07-21	A AM CSV RD PSHO VIL A AM CSV RD PSHO VIL	
© Continental AG		1381R41b.HOM.6154.SecurityTarget.pdf			Page 127 of 144
					

*Continued on next page*

Key Symbol	Description	Purpose	Type	Source	Generation method	Destruction method and time	Stored in
Km-wc	Motion sensor master key –workshop card part	Allowing a VU to derive the Motion Sensor Master Key if a work-shop card is inserted into the VU	AES	Generated by ERCA; retrieved by VU from inserted workshop card. Note: as explained in Annex 1C [54], Appendix 11, section 12.2, a workshop card may contain up to three keys Km-wc (of consecutive key generations). However, a VU will retrieve only one of these keys during the pairing process.	Out of scope for this ST	Made unavailable at the latest by end of calibration phase	Not permanently stored; only present during pairing to a 2 <sup>nd</sup> generation motion sensor
Km	Motion sensor master key	Key used for au-thentication bet-ween the VU and a motion sensor during pairing	AES	Derived by the VU from Km-vu and Km-wc	Not independently generated	Made unavailable at the latest by end of calibration phase	Not permanently stored; (only during pairing to a 2 <sup>nd</sup> generation motion sensor)


Designed by Released by		<b>public</b>	
norbert.koehn@continental-corporation.com marion.gruener@continental-corporation.com		Date	Department
© Continental AG		2025-07-21 2025-07-21	A AM CSV RD PSHO VIL A AM CSV RD PSHO VIL
1381R41b.H1OM.6154.SecurityTarget.pdf		Signature	
Page 128 of 144			





Key Symbol	Description	Purpose	Type	Source	Generation method	Destruction method and time	Stored in
Kp	Motion sensor pairing key	Key used for encrypting the motion sensor session key when sending it to the motion sensor during pairing	AES	Generated by the motion sensor manufacturer; stored in motion sensor (encrypted under Km) at the end of the manufacturing phase; obtained and decrypted by VU during pairing	Out of scope for this ST	Made unavailable at the latest by end of calibration phase	Not permanently stored; only present during pairing to a 2nd generation motion sensor
Kid	Motion sensor identification key	Key used for authentication between the VU and a motion sensor during pairing	AES	Derived by VU from Km and a constant vector	Not independently generated	Made unavailable at the latest by end of calibration phase	Not permanently stored; only present during pairing to a 2 <sup>nd</sup> generation motion sensor conditional
KS	Motion sensor session key <sup>38</sup>	Session key for confidentiality between VU and motion sensor in operational phase	AES	Generated by VU during pairing to a motion sensor	See section 6.1.2.1.1	Made unavailable when the VU is paired to another (or the same) motion sensor.	VU non-volatile memory (conditional, only if the VU has been paired with a motion sensor)

Continued on next page

	<p>Designed by Released by</p>		<p><b>public</b></p>		<p>Signature</p>
	<p>norbert.koehn@continental-corporation.com marion.gruener@continental-corporation.com</p>	<p>2025-07-21 2025-07-21</p>	<p>A AM CSV RD PSHO VIL A AM CSV RD PSHO VIL</p>	<p>1381R41b.HIOM.6154.SecurityTarget.pdf</p>	

Continued on next page

Key Symbol	Description	Purpose	Type	Source	Generation method	Destruction method and time	Stored in
Kmac	Secure Messaging session key for authenticity	Session key for authenticity between VU and a card or EGF during a Secure Messaging session	AES	Agreed between VU and card or EGF during mutual authentication	See section 6.1.2.1.1	Made unavailable when the Secure Messaging session is aborted	Not permanently stored
Kenc	Secure Messaging session key for confidentiality	Session key for confidentiality between VU and a card or EGF during a Secure Messaging session	AES	Agreed between VU and card or EGF during mutual authentication	See section 6.1.2.1.1	Made unavailable when the Secure Messaging session is aborted	Not permanently stored
K_VU <sub>DSRC</sub> _ENC	VU-specific DSRC key for confidentiality	To ensure confidentiality of data sent over a remote communication channel between a VU and a remote early detection communication reader	AES	Derived by MSCA based on DSRC Master Key and VU serial number received from VU manufacturer; inserted by VU manufacturer at the end of the manufacturing phase	Out of scope for this ST	Made unavailable when the VU has reached end of life	VU non-volatile memory

public

Designed by Released by	norbert.koehn@continental-corporation.com marion.gruener@continental-corporation.com	Date	2025-07-21 2025-07-21	Department	A AM CSV RD PS HO VIL A AM CSV RD PS HO VIL	Signature
Continental	© Continental AG		1381R4.1b.HOM.6154.SecurityTarget.pdf			Page 130 of 144

Key Symbol	Description	Purpose	Type	Source	Generation method	Destruction method and time	Stored in
K_VU <sub>DSRC</sub> _MAC	VU-specific DSRC key for authenticity	To ensure integrity and authenticity of data sent over a re-remote communication channel between a VU and a remote early detection communication reader	AES	Derived by MSCA based on DSRC Master Key and VU serial number received from VU manufacturer; inserted by VU manufacturer at the end of the manufacturing phase	Out of scope for this ST	Made unavailable when the VU has reached end of life	VU non-volatile memory
TK	Transport key for update file	To ensure confidentiality of the update file	AES	Generated by the VU manufacturer	Out of scope of this ST	Made unavailable when the VU has reached end of life	Not permanently stored
CBC-MAC	CBC-MAC key	To protect the SWUM.SK, the SecDev.PK, the curve parameters of the underlying elliptic curve and the CBC-MAC key itself	AES	Generated by the VU manufacturer	Out of scope of this ST	Made unavailable when the VU has reached end of life	VU non-volatile memory
Kvu	Individual device key	Key used to calculate MACs for the data integrity control of user data records	AES	Generated by the VU manufacturer	Out of scope of this ST	Made unavailable when the VU has reached end of life	VU non-volatile memory

<sup>38</sup>Note that a 'session' can last up to two years, until the next calibration of the VU in a workshop.

Continued on next page


Table A-6: Second-generation certificates used or stored by a VU

Certificate Symbol	Description	Purpose	Source	Stored in	Note
VU_MA.C	VU certificate for Mutual Authentication	Used by card or EGF to obtain and verify the VU_MA.PK they will subsequently use to perform VU authentication	Created and signed by MSCA based on VU manufacturer input; inserted by manufacturer at the end of the manufacturing phase	VU general non-volatile memory	
VU_Sign.C	VU certificate for signing	Used by IDE or control card to obtain and verify the VU_Sign.PK they will subsequently use to verify the signature over a data file signed by the VU.	Created and signed by MSCA based on VU manufacturer input; inserted by manufacturer at the end of the manufacturing phase	VU general non-volatile memory	
MSCA_VU-EGF.C	Certificate of MSCA responsible for signing the VU_MA and VU_Sign certificates	Used by a card, EGF or IDE to obtain and verify the MSCA_VUEGF.PK they will subsequently use to verify the VU_MA or VU_Sign certificate	Created and signed by ERCA based on MSCA input; inserted by manufacturer at the end of the manufacturing phase	VU general non-volatile memory	

	<p>Designed by Released by</p>		<p><b>public</b></p>	
	<p>norbert.koehn@continental-corporation.com marion.gruener@continental-corporation.com</p>	<p>2025-07-21 2025-07-21</p>	<p>A AM CSV RD PSHO VIL A AM CSV RD PSHO VIL</p>	<p>1381R41b.HIOM.6154.SecurityTarget.pdf</p>
<p>© Continental AG</p>				<p>Page 132 of 144</p>


Continued on next page

Certificate Symbol	Description	Purpose	Source	Stored in	Note
EUR.Link.C	Link Certificate signed by previous EUR.SK (see Application note A-1 below)	Used by a card, EGF or DIE issued under the previous ERCA root certificate to obtain and verify the current EUR.PK they will subsequently use to verify the MSCA_VU-EGF certificate	Created and signed by ERCA; inserted in VU by manufacturer at the end of the manufacturing phase	VU general non-volatile-memory	Presence in VU is conditional; only if a previous ERCA root certificate existed at the moment of VU manufacturing

<b>public</b> Designed by Released by 		Date	Department	Signature
norbert.koehn@continental-corporation.com marion.gruener@continental-corporation.com © Continental AG		2025-07-21 2025-07-21	A AM CSV RD PSHO VIL A AM CSV RD PSHO VIL	Page 133 of 144


Certificate Symbol	Description	Purpose	Source	Stored in	Note
EUR.C (current) Contents	CHR and other con-tents of current European root certificate	This CHR will be used by the VU to reference the current European root public key during verification of the VU certification chain by a card or EGF. The VU will also read this CHR from the MSCA certificate of a card or EGF issued under the current European root public key during verification of the card or EGF certificate chain. The CHR then serves to referen-ce the VU's EUR.PK (current) key (see Table A-4. The VU may store the validity period and other certificate data as well.	Generated by ERCA; inserted in VU by manufacturer at the end of the manufacturing phase	VU general non-volatile memory	

Continued on next page

		<b>public</b>			Signature
Designed by Released by		norbert.koehn@continental-corporation.com marion.gruener@continental-corporation.com	2025-07-21 2025-07-21	A AM CSV RD PSHO VIL A AM CSV RD PSHO VIL	
		© Continental AG		1381R41b.HOM.6154.SecurityTarget.pdf	Page 134 of 144

*Continued on next page*

Certificate Symbol	Description	Purpose	Source	Stored in	Note
EUR.C (previous) contents	CHR and other contents of previous European root certificate	The VU will read this CHR from the MSCA certificate of a card or EGF issued under the previous European root key during verification of the card or EGF certificate chain. The CHR serves to reference the VU's EUR.PK (previous) key (see Table A-4. The VU may store the validity period and other certificate data as well.	Generated by ERCA; inserted in VU by manufacturer at the end of the manufacturing phase	VU general non-volatile memory	Presence in VU is conditional; only if a previous ERCA root certificate existed at the moment of VU manufacturing

<b>public</b>		Date	Department	Signature
Designed by Released by	norbert.koehn@continental-corporation.com marion.gruener@continental-corporation.com	2025-07-21 2025-07-21	A AM CSV RD PSHO VIL A AM CSV RD PSHO VIL	
 © Continental AG		1381R41b.HOM.6154.SecurityTarget.pdf		Page 135 of 144


Certificate Symbol	Description	Purpose	Source	Stored in	Note
EUR.Link.C contents	CHR and other contents of next European root certificate	The VU will read this CHR from the MSCA certificate of a card or EGF issued under the next European root key during verification of the card or EGF certificate chain. The CHR serves to reference the VU's EUR.Link.PK key (see Table A-4). The VU may store the validity period and other certificate data as well.	Generated by ERCA; inserted by manufacturer in a card or EGF issued under the next generation of EUR.C as part of the EUR.Link.C; obtained by VU during mutual authentication towards such card or EGF	VU general non-volatile memory	Presence in VU is conditional; only if the VU has successfully authenticated a next generation card or EGF
Card_MA.C contents	CHR and other contents of Card certificate for Mutual Authentication	If a VU has verified a Card_MA certificate before, it may store the public key (see Table A-4, the CHR and possibly the validity period and other data in order to authenticate that card again in the future	Created and signed by MSCA based on card manufacturer input; inserted in card by card manufacturer; obtained and stored by VU during mutual authentication after successful verification.	VU general non-volatile memory	Presence in VU is conditional; only if VU is designed to store card certificate contents for future reference and has encountered cards in the past. The VU may store the contents of multiple Card_MA.C.

Continued on next page



*Continued on next page*

Certificate Symbol	Description	Purpose	Source	Stored in	Note
EGF_MA.C content	CHR and other contents of EGF certificate for Mutual Authentication	If a VU has verified an EGF_MA certificate before, it may store the public key (see Table A-4), the CHR and possibly the validity period and other data in order to authenticate that EGF again in the future	Created and signed by MSCA_VU-EGF based on EGF manufacturer input, inserted in EGF by EGF manufacturer, obtained and stored by VU during mutual authentication after successful verification.	VU general non-volatile memory	Presence in VU is conditional; only if VU has been coupled to an EGF. The VU shall store the contents of only one EGF_MA.C at any given time
MSCA_Card.C contents	CHR and other contents of certificate of MSCA responsible for signing card certificates	If a VU has verified a MSCA certificate before, it may store the public key (see Table A-4), the CHR and possibly the validity period and other data in order to verify card certificates based on that MSCA certificate in the future	Created and signed by ERCA based on MSCA input, inserted in card by card manufacturer obtained and stored by VU after successful verification during a previous mutual authentication process with a card.	VU general non-volatile memory	Presence in VU is conditional; only if VU is designed to store card certificate contents for future reference and has encountered cards in the past. The VU may store the contents of multiple MSCA_Card.C, e.g. different MSCAs and/or generations


<b>public</b>		Date	Department	Signature
Designed by Released by		norbert.koehn@continental-corporation.com marion.gruener@continental-corporation.com	2025-07-21 2025-07-21	A AM CSV RD PSHO VIL A AM CSV RD PSHO VIL
	© Continental AG	1381R41b.HOM.6154.SecurityTarget.pdf		Page 137 of 144



Certificate Symbol	Description	Purpose	Source	Stored in	Note
MSCA_VU-EGF.C Contents	CHR and other of certificate of MSCA responsible for signing VU and EGF certificates	If a VU has verified a MSCA certificate before, it may store the public key (see Table A-4), the CHR and possibly the validity period and other data in order to verify EGF certificates based on that MSCA certificate in the future	Created and signed by ERCA based on MSCA input, inserted in EGF by EGF manufacturer; obtained and stored by VU after successful verification during a previous mutual authentication process with a card.	VU general non-volatile memory	Presence in VU is conditional; only if VU has been coupled to an EGF and is designed to store MSCA certificate contents for future reference

Application note A-1: During its lifetime, the VU can be confronted with two different link certificates:

- If at the time of issuance of the VU, there are cards or EGFs in the field that are issued under a previous EUR.C, then the VU shall be issued with both the previous EUR.C and a EUR.Link.C signed with the previous EUR.SK. The VU will need the first one to check the authenticity of the old cards. The VU will need the second one to prove its authenticity towards old cards.
- If, after the issuance of the VU, a new EUR.C is generated and cards or EGFs are issued under this new root certificate, then such a new card or EGF will present the VU with a EUR.Link.C signed by the current EUR.SK to prove its authenticity. The VU can check this certificate with its current EUR.PK. If correct, the VU shall store the EUR.Link.PK as a new trust point.

	Designed by Released by		<b>public</b>	
	norbert.koehn@continental-corporation.com marion.gruener@continental-corporation.com	2025-07-21 2025-07-21	A AM CSV RD PSHO VIL A AM CSV RD PSHO VIL	
© Continental AG		1381R41b.H10M.6154.SecurityTarget.pdf		Page 138 of 144


## Annex B Operations for FCS RNG.1

This annex provides further information on the use of FCS\_RNG.1 and FCS\_CKM.1(1) in compliant security targets. The security target author should select one of these classes, as appropriate to the TOE, to complete the selection in FCS\_CKM.1(1), and should complete the operations in FCS\_RNG.1 correspondingly. Further information on the application of these classes can be found in [316].

### B.1 Class PTG.2

Functional security requirements of the class PTG.2 are defined by component FCS\_RNG.1 with specific operations as given below.

<b>FCS_RNG.1</b>	<b>Random number generation (Class PTG.2)</b>
FCS_RNG.1.1	<p>The TSF shall provide a [physical] random number generator that implements:</p> <p>(PTG.2.1) A total failure test detects a total failure of entropy source immediately when the RNG has started. When a total failure is detected, no random numbers will be output.</p> <p>(PTG.2.2) If a total failure of the entropy source occurs while the RNG is being operated, the RNG [selection: prevents the output of any internal random number that depends on some raw random numbers that have been generated after the total failure of the entropy source, generates the internal random numbers with a post-processing algorithm of class DRG.2 as long as its internal state entropy guarantees the claimed output entropy].</p> <p>(PTG.2.3) The online test shall detect non-tolerable statistical defects of the raw random number sequence (i) immediately when the RNG has started, and (ii) while the RNG is being operated. The TSF must not output any random numbers before the power-up online test has finished successfully or when a defect has been detected.</p> <p>(PTG.2.4) The online test procedure shall be effective to detect non-tolerable weaknesses of the random numbers soon.</p> <p>(PTG.2.5) The online test procedure checks the quality of the raw random number sequence. It is triggered [selection: externally, at regular intervals, continuously, applied upon specified internal events]. The online test is suitable for detecting non-tolerable statistical defects of the statistical properties of the raw random numbers within an acceptable period of time.</p>
FCS_RNG.1.2	The TSF shall provide [selection: bits, octets of bits, numbers [assignment: format of the numbers]] that meet:

<b>public</b>		Date	Department	Signature
Designed by	norbert.koehn@continental-corporation.com	2025-07-21	A AM CSV RD PSHO VIL	
Released by	marion.gruener@continental-corporation.com	2025-07-21	A AM CSV RD PSHO VIL	
		© Continental AG 1381R41b.HOM.6154.SecurityTarget.pdf		Page 139 of 144

- (PTG.2.6) Test procedure A<sup>39</sup> [*assignment: additional standard test suites*] does not distinguish the internal random numbers from output sequences of an ideal RNG.
- (PTG.2.7) The average Shannon entropy per internal random bit exceeds 0.997.

## B.2 Class PTG.3

Functional security requirements of the class PTG.3 are defined by component FCS\_RNG.1 with specific operations as given below.

### FCS\_RNG.1

#### Random number generation (Class PTG.3)

#### FCS\_RNG.1.1

The TSF shall provide a [hybrid physical] random number generator that implements:

- (PTG.3.1) A total failure test detects a total failure of entropy source immediately when the RNG has started. When a total failure is detected, no random numbers will be output.
- (PTG.3.2) If a total failure of the entropy source occurs while the RNG is being operated, the RNG [*selection: prevents the output of any internal random number that depends on some raw random numbers that have been generated after the total failure of the entropy source, generates the internal random numbers with a post-processing algorithm of class DRG.3 as long as its internal state entropy guarantees the claimed output entropy*].
- (PTG.3.3) The online test shall detect non-tolerable statistical defects of the raw random number sequence (i) immediately when the RNG has started, and (ii) while the RNG is being operated. The TSF must not output any random numbers before the power-up online test and the seeding of the DRG.3 post-processing algorithm have been finished successfully or when a defect has been detected.
- (PTG.3.4) The online test procedure shall be effective to detect non-tolerable weaknesses of the random numbers soon.
- (PTG.3.5) The online test procedure checks the raw random number sequence. It is triggered [*selection: externally, at regular intervals, continuously, upon specified internal events*]. The online test is suitable for detecting non-tolerable statistical defects of the statistical properties of the raw random numbers within an acceptable period of time.

<sup>39</sup>See [316] Section 2.4.4.

public		Date	Department	Signature
Designed by	norbert.koehn@continental-corporation.com	2025-07-21	A AM CSV RD PSHO VIL	
Released by	marion.gruener@continental-corporation.com	2025-07-21	A AM CSV RD PSHO VIL	
		© Continental AG 1381R41b.HOM.6154.SecurityTarget.pdf		Page 140 of 144


- (PTG.3.6) The algorithmic post-processing algorithm belongs to Class DRG.3 with cryptographic state transition function and cryptographic output function, and the output data rate of the post-processing algorithm shall not exceed its input data rate.
- FCS\_RNG.1.2 The TSF shall provide [*selection: bits, octets of bits, numbers [assignment: format of the numbers]*] that meet:
- (PTG.3.7) Statistical test suites cannot practically distinguish the internal random numbers from output sequences of an ideal RNG. The internal random numbers must pass test procedure A<sup>39</sup> [*assignment: additional test suites*].
- (PTG.3.8) The internal random numbers shall [*selection: use PTRNG of class PTG.2 as random source for the post-processing, have [assignment: work factor], require [assignment: guess work]*].

### B.3 Class DRG.2

Functional security requirements of the class DRG.2 are defined by component FCS\_RNG.1 with specific operations as given below.

#### FCS\_RNG.1 Random number generation (Class DRG.2)

- FCS\_RNG.1.1 The TSF shall provide a [*deterministic*] random number generator that implements:
- (DRG.2.1) If initialized with a random seed [*selection: using a PTRNG of class PTG.2 as random source, using a PTRNG of class PTG.3 as random source, using an NPTRNG of class NTG.1 [assignment: other requirements for seeding]*], the internal state of the RNG shall [*selection: have [assignment: amount of entropy], have [assignment: work factor], require [assignment: guess work]*].
- (DRG.2.2) The RNG provides forward secrecy.
- (DRG.2.3) The RNG provides backward secrecy.
- FCS\_RNG.1.2 The TSF shall provide random numbers that meet:
- (DRG.2.4) The RNG, initialized with a random seed [*assignment: requirements for seeding*], generates output for which [*assignment: number of strings*] strings of bit length 128 are mutually different with probability [*assignment: probability*].
- (DRG.2.5) Statistical test suites cannot practically distinguish the random numbers from output sequences of an ideal RNG. The random numbers must pass test procedure A<sup>39</sup> [*assignment: additional test suites*].

public		Date	Department	Signature
Designed by	norbert.koehn@continental-corporation.com	2025-07-21	A AM CSV RD PSHO VIL	
Released by	marion.gruener@continental-corporation.com	2025-07-21	A AM CSV RD PSHO VIL	
		© Continental AG 1381R41b.HOM.6154.SecurityTarget.pdf		Page 141 of 144

## B.4 Class DRG.3

Functional security requirements of the class DRG.3 are defined by component FCS\_RNG.1 with specific operations as given below.

### FCS\_RNG.1 Random number generation (Class DRG.3)


- FCS\_RNG.1.1 The TSF shall provide a [deterministic] random number generator that implements:
- (DRG.3.1) If initialized with a random seed [*selection: using a PTRNG of class PTG.2 as random source, using a PTRNG of class PTG.3 as random source, using an NPTRNG of class NTG.1 [assignment: other requirements for seeding]*], the internal state of the RNG shall [*selection: have [assignment: amount of entropy], have [assignment: work factor], require [assignment: guess work]*].
  - (DRG.3.2) The RNG provides forward secrecy.
  - (DRG.3.3) The RNG provides backward secrecy even if the current internal state is known.
- FCS\_RNG.1.2 The TSF shall provide random numbers that meet:
- (DRG.3.4) The RNG, initialized with a random seed [*assignment: requirements for seeding*], generates output for which [*assignment: number of strings*] strings of bit length 128 are mutually different with probability [*assignment: probability*].
  - (DRG.3.5) Statistical test suites cannot practically distinguish the random numbers from output sequences of an ideal RNG. The random numbers must pass test procedure A<sup>39</sup> [*assignment: additional test suites*].

## B.5 Class DRG.4

Functional security requirements of the class DRG.4 are defined by component FCS\_RNG.1 with specific operations as given below.

### FCS\_RNG.1 Random number generation (Class DRG.4)

- FCS\_RNG.1.1 The TSF shall provide a [hybrid deterministic] random number generator that implements:
- (DRG.4.1) The internal state of the RNG shall [*selection: use PTRNG of class PTG.2 as random source, have [assignment: work factor], require [assignment: guess work]*].
  - (DRG.4.2) The RNG provides forward secrecy.
  - (DRG.4.3) The RNG provides backward secrecy even if the current internal state is known.

<b>public</b>		Date	Department	Signature
Designed by	norbert.koehn@continental-corporation.com	2025-07-21	A AM CSV RD PSHO VIL	
Released by	marion.gruener@continental-corporation.com	2025-07-21	A AM CSV RD PSHO VIL	
		© Continental AG 1381R41b.HOM.6154.SecurityTarget.pdf		Page 142 of 144


- (DRG.4.4) The RNG provides enhanced forward secrecy [*selection: on demand, on condition [assignment: condition], after [assignment: time]*]
- (DRG.4.5) The internal state of the RNG is seeded by an [*selection: internal entropy source, PTRNG of class PTG.2, PTRNG of class PTG.3, [other selection]*].
- FCS\_RNG.1.2 The TSF shall provide random numbers that meet:
- (DRG.4.6) The RNG generates output for which [*assignment: number of strings*] strings of bit length 128 are mutually different with probability [*assignment: probability*].
- (DRG.4.7) Statistical test suites cannot practically distinguish the random numbers from output sequences of an ideal RNG. The random numbers must pass test procedure A<sup>39</sup> [*assignment: additional test suites*].

## B.6 Class NTG.1

Functional security requirements of the class NTG.1 are defined by component FCS\_RNG.1 with specific operations as given below.

### FCS\_RNG.1 Random number generation (Class NTG.1)

- FCS\_RNG.1.1 The TSF shall provide a [non-physical true] random number generator that implements:
- (NTG.1.1) The RNG shall test the external input data provided by a non-physical entropy source in order to estimate the entropy and to detect non-tolerable statistical defects under the condition [*assignment: requirements for NPTRNG operation*].
- (NTG.1.2) The internal state of the RNG shall have at least [*assignment: Min-entropy*]. The RNG shall prevent any output of random numbers until the conditions for seeding are fulfilled.
- (NTG.1.3) The RNG provides backward secrecy even if the current internal state and the previously used data for reseeding, resp. for seed-update, are known.
- FCS\_RNG.1.2 The TSF shall provide random numbers that meet:
- (NTG.1.4) The RNG generates output for which [*assignment: number of strings*] strings of bit length 128 are mutually different with probability [*assignment: probability*].
- (NTG.1.5) Statistical test suites cannot practically distinguish the internal random numbers from output sequences of an ideal RNG. The internal random numbers must pass test procedure A<sup>39</sup> [*assignment: additional test suites*].

public		Date	Department	Signature
Designed by	norbert.koehn@continental-corporation.com	2025-07-21	A AM CSV RD PSHO VIL	
Released by	marion.gruener@continental-corporation.com	2025-07-21	A AM CSV RD PSHO VIL	
		© Continental AG 1381R41b.HOM.6154.SecurityTarget.pdf		Page 143 of 144

(NTG.1.6)    The average Shannon entropy per internal random bit exceeds 0.997.

<b>public</b>		Date	Department	Signature
Designed by	norbert.koehn@continental-corporation.com	2025-07-21	A AM CSV RD PSHO VIL	
Released by	marion.gruener@continental-corporation.com	2025-07-21	A AM CSV RD PSHO VIL	
	© Continental AG	1381R41b.HOM.6154.SecurityTarget.pdf		Page 144 of 144